

El Paso Community College Fact Book



Fall 2018

Produced by the Office of Institutional Planning
and the Office of Institutional Research

Table of Contents

Table of Contents	Page i-iii
College Information.....	Page 1
Accreditation.....	Page 1
Mission, Vision, Goals.....	Page 1
Board of Trustees	Page 2
Administration at EPCC.....	Page 3
About the El Paso Community College Fact Book.....	Page 3
EPCC Accolades and Awards, 2018	Page 4
Internet & Social Media.....	Page 6
Tuition & Fees, Fall 2018.....	Page 6
Employees, Fall 2018	Page 6
EPCC Faculty by Full and Part-Time Status and Gender, Fall 2018	
Faculty by Race/Ethnicity, Fall 2018	
Service Area	Page 7
Locations	Page 7
The Community We Serve	Page 8
Demographics for El Paso County, Texas, and the United States	
Total Hispanic Population as of July 1, 2017	
Education Statistics, 2013-2017	Page 9
Percent of Persons 25 Years and Older with High School Diploma or Higher, 2013-2017	
Percent of Persons 25 Years and Older with Bachelor’s Degree or Higher, 2013-2017	
Income and Poverty Statistics 2013-2017	Page 9
Median Household Income (in 2017 dollars), 2013-2017	
Persons in Poverty, 2013-2017	
Educational Attainment.....	Page 10
Highest Educational Attainment by Persons 25 Years and Older, 2013-2017	
Persons 25 Years and Older with a High School Diploma or Bachelor’s Degree or Higher Employment, 2013-2017	

Employment	Page 11
Employed Civilians in El Paso County by Occupational Categories Community, 2013-2017	
Community	Page 12
Community Demographics Reflected in EPCC Enrollment, Fall 2018	
A Spotlight on 50 Years of El Paso Community College	Page 13
EPCC Then and Now	
A Spotlight on 50 Years of El Paso Community College	Page 14
State Reported Enrollment Trends, Fall 1971 – Fall 2018	
A Spotlight on 50 Years of El Paso Community College	Page 15
Degrees and Certificates Awarded, 1972 – 2018	
A Spotlight on 50 Years of El Paso Community College	Page 16
Historical Tuition and Fees for El Paso Community College	
Credit Student Demographics	Page 17
Fall 2018 Demographics for All Students	
Credit Enrollment	Page 18
Enrollment of Students at Each Location, Fall 2018	
Dual Credit, Early College HS, and Distance Learning Enrollments, Fall 2018	
Number of Campuses Credit Students Attend, Fall 2018	
Seat Counts, by Course Type, Fall 2018	
Graduates, Academic Year 2017-2018	Page 19
Graduates by Discipline and Degree Type, Academic Year 2017-2018	
Total Graduates by Award Type, 2017-2018	Page 21
Reverse Transfer Graduates for 2017-2018	
Fall 2018 Demographics for First-Time in College (FTIC)	Page 22
First-Time in College Students by Ethnicity, Fall 2018	
First-time in College Students by High School	Page 23
First-time in College Students Persistence and Retention	Page 24
Top 10 Majors of First-Time in College Students, Fall 2018	
Military Affiliated Students	Page 25
Military Affiliated Student Enrollment, Fall 2018	
Enrollment of Military Affiliated Students by Gender, Fall 2018	
Enrollment of Military Affiliated Students by Full and Part Time Status, Fall 2018	

Dual Credit Page 26
 Dual Credit Enrollment by Gender, Fall 2018
 Dual Credit Enrollment by Ethnicity, Fall 2018

Early College High School..... Page 26
 Early College High School Enrollment by Gender
 Early College High School by Ethnicity, Fall 2018
 List of Current Early College High Schools

State Reported Graduation Rates Page 27
 Texas Higher Education Coordinating Board: Graduation Rates within 3, 4 and 6 Years,
 by Full and Part-time Status

State Reported Licensure Rates Page 27
 Annual Licensure Report, Based on Program-Level Reporting

Continuing Education Students..... Page 28
 Continuing Education Enrollment by Gender, Quarter 1, Fall 2018
 Continuing Education Enrollment by Ethnicity, Quarter 1, Fall 2018
 Enrollment in Continuing Education Disciplines, Quarter 1, Fall 2018

Glossary Page 29



Photo by Fernie Garcia

EL PASO COMMUNITY COLLEGE

COLLEGE INFORMATION

Address.....9050 Viscount Blvd., El Paso, TX 79925
Main Phone Number.....915.831.EPCC
President.....Dr. William Serrata
Established.....June 1969
Colors.....Teal and Purple
Mascot.....Tejano

ACCREDITATION

El Paso County Community College District is accredited by the Southern Association of Colleges and Schools Commission on Colleges to award associate degrees. Contact the Commission on Colleges at 1866 Southern Lane, Decatur, Georgia 30033 or call 404-679-4500 for questions about the accreditation of El Paso County Community College District.

The Commission is only to be contacted if there is evidence that appears to support El Paso County Community College District's significant non-compliance with a requirement or standard. Other inquiries should be directed to El Paso County Community College District at P.O. Box 20500, El Paso, Texas 79998 or (915) 831-2000.

VISION STATEMENT

El Paso Community College will be the progressive educational leader providing quality education that facilitates success for students, the community, and region through innovative opportunities.

MISSION STATEMENT

The mission of El Paso Community College is to provide accessible, quality and affordable education that prepares students for academic, professional and personal growth and advance our regional workforce.

GOALS

1. **Provide Quality Education:** Maintain a focus on improvement and assessment that is supported by creating a culture of excellence.
2. **Drive Student Success:** Provide academic programs and support services that are clear pathways to skill development, timely degree completion and transfer to a university or gainful employment.
3. **Foster Engagement:** Enhance collaboration at all levels within EPCC and the community.
4. **Build Community & National Awareness and Grow Partnerships:** Share the many ways EPCC transforms students' lives and impacts the community and region.
5. **Sustainability:** Be a progressive educational leader through innovation, identifying opportunities for improvement and effectively utilizing resources.

Cover photo by Fernie Garcia



Mr. Art Fierro
Chair of the Board
District 6, Southeast
art.fierro@epcc.edu



Mr. Brian Haggerty
Vice Chair of the Board
District 2, Northeast
brian.haggerty@epcc.edu



Dr. Carmen Olivas Graham
Board Member
District 5, East
carmen.graham@epcc.edu



Mrs. Bonnie Soria Najera
Board Member
District 7, Lower Valley
bonnie.najera@epcc.edu



Ms. Belen Robles
Board Member
District 3, Central
belen.robles@epcc.edu



Ms. Selena N. Solis
Board Secretary
District 4, Central/South
selena.solis@epcc.edu



Mr. John E. Uxer, Jr.
Board Member
District 1, Westside
john.uxer@epcc.edu



ADDITIONAL COLLEGE INFORMATION

Year Founded: 1969

Peer Group: Very Large College

Degrees Offered: Associate of Arts,
Associate of Arts in
Teaching, Associate of
Science, Associate of
Applied Science Degrees,
and Certificates

Hispanic Serving Institute? Yes

Open Door Enrollment? Yes

Specialized Admissions for Health Careers: Yes

The El Paso Community College District does not discriminate on the basis of race, color, national origin, religion, gender, age, disability, veteran status, sexual orientation, or gender identity.

SENIOR MANAGEMENT

Dr. Jaime Farias
Associate Vice President
Workforce & Continuing Education
(915) 831-7724 / Fax (915) 831-7875
jfarias@epcc.edu

Mr. Fernie Flores
Associate Vice President
Budget & Financial Services
(915) 831-6391 / Fax (915) 831-6382
fflore63@epcc.edu

Dr. Jenny Giron
Vice President/CIO
Information Technology
(915) 831-6571 / Fax (915) 831-6373
jgiron6@epcc.edu

Dr. Kenneth Gonzalez
Vice President
Student & Enrollment Services
(915) 831-2640 / Fax (915) 831-2192
kgonz179@epcc.edu

Ms. Keri Moe
Associate Vice President
External Relations, Communication
& Development
(915) 831-6526 / Fax (915) 831-6508
kmoe@epcc.edu

Dr. Julie Penley
Vice President
Research, Accreditation & Planning
(915) 831-6775 / Fax (915) 831-6750
jpenley@epcc.edu

Ms. Josette Shaughnessy
Vice President
Financial & Administrative Operations
(915) 831-6401 / Fax (915) 831-6608
jshaugh2@epcc.edu

Mr. Steve Smith
Vice President
Instruction & Workforce Education
(915) 831-6471 / Fax (915) 831-6477
ssmith54@epcc.edu

Dr. Paula Mitchell
Interim Associate Vice President
Instruction & Student Success
(915) 831-4030
pmitch8@epcc.edu

Dr. William Serrata
President
(915) 831-6511 / Fax (915) 831-6507
wserrata@epcc.edu

ABOUT THE EL PASO COMMUNITY COLLEGE FACT BOOK

The Fact Book is designed to provide a “snapshot” of the Fall 2018 semester at the El Paso Community College. This current edition focuses mainly on Fall 2018, although several tables and charts do provide data for a full year. We have also included special tables and charts for EPCC’s 50th anniversary that include trends through time for the College.

The College’s Office of Institutional Planning, in collaboration with the Office of Institutional Research, created this publication using data from student records, the EPCC Dashboards, along with information from the U.S. Census Bureau, and the Texas Higher Education Coordinating Board. Both offices have made every effort to ensure the accuracy of the information.

The Fact Book is divided into two major sections. The first section displays a teal border at the bottom of each page and focuses on data for the El Paso County located in El Paso, Texas. The second section focuses on students attending the El Paso Community College and displays a light blue border at the bottom of each page.

It is with pride that we present the Fall 2018 Fact Book. We encourage you to review this publication in its entirety to appreciate all that the El Paso Community College has to offer the community and surrounding areas.

Published in July 1, 2019



The Best Place to Start *and Finish!*

EPCC ACCOLADES AND AWARDS, 2018

- ❖ #1 in the U.S. for granting associate degrees to Hispanic students by two-year schools in *Hispanic Outlook*—13th consecutive year!
- ❖ EPCC, UTEP awarded \$2 million Humanities Grant by Mellon Foundation
- ❖ *INSIGHT Into Diversity* Higher Education Excellence in Diversity (HEED) Award recipient
- ❖ Military Friendly school designation by Victory Media
- ❖ Top College Designation by Military Advanced Education Magazine
- ❖ Named Military Friendly Gold Status by Victory Media
- ❖ EPCC awarded \$100,000 grant for Community Safety Training for the 4th consecutive year by Texas Mutual Insurance Company
- ❖ Josette Shaughnessy, EPCC Vice President of Financial & Administrative Operations, was inducted into the Hall of Fame by the El Paso Commission for Women
- ❖ EPCC student Andrea Porras awarded \$40,000 Jack Kent Cooke Foundations Undergraduate Transfer Scholarship
- ❖ EPCC Northwest campus faculty received the 2018 Library Project of the Year Award during the 2018 Texas Library Association Annual Conference
- ❖ Lorely Ambriz, Librarian from El Paso Community College (EPCC), was elected as a delegate to the Global Council by the Americas Regional Council (ARC) of the Online Computer Library Center Council
- ❖ EPCC Clint Early College Chosen to Partner with Microsoft's Technology, Education and Literacy in Schools (TEALS) program
- ❖ The El Paso Community College (EPCC) Men's and Women's Half Marathon teams were named the Top Academic Teams of the Year in the nation for their respected sports by the National Junior College Athletic Association (NJCAA)





The Best Place to Start *and Finish!*

EPCC ACCOLADES AND AWARDS, 2018

- ❖ EPCC men and women's cross-country teams won the National Junior College Athletic Association (NJCAA) Region V Cross Country Championships October 27, 2018 in Ranger, Texas
- ❖ Dr. Maria Alvarez, EPCC Biology Professor, received the 2018 National William H. Mearly Faculty Member Award by the Association of Community College Trustees (ACCT)
- ❖ El Paso Community College (EPCC) welcomed O'Donnell Intermediate School and Lorenzo G. Alarcon Elementary School as part of its school adoption program
- ❖ Dr. Jose Pacheco-Lucero, EPCC Biology Department, named a 2018 National Role Model by Minority Access Inc.
- ❖ The Student Government Association (SGA) at El Paso Community College (EPCC) received a check for \$5,000 from PepsiCo to support the Tejano Food Pantry for EPCC students
- ❖ Hector Zamora, El Paso Community College (EPCC) Criminal Justice Professor, received the Father William Diersen Award, the highest honor bestowed by Dismas Charities, Inc. a not-for-profit company that operates 35 Re-Entry Centers nationwide.
- ❖ EPCC's students receive All-American Honors: Dennis Kiptoo, Gideon Cheplak, Everlyn Kemboi, Francisca Jebor, Faith Jemutai
- ❖ EPCC's Dual Credit and Early College Program has been recognized as a finalist in the Examples of Excellence in the associate level by iExcellencia in Education!
- ❖ El Paso Community College's (EPCC) Mr. Steven Smith, Vice President of Instruction and Workforce Education, was presented the 2018 Carl M. "Cheesie" Nelson Administrative Leadership Award in Corpus Christi
- ❖ Everlyn Kemboi was named the female athlete of the week by the U.S. Track & Field and Cross Country Coaches Association (USTFCCCA)





The Best Place to Start!

INTERNET & SOCIAL MEDIA

EPCC Website.....	www.epcc.edu
EPCC Twitter.....	https://twitter.com/EPCCNews
EPCC Facebook.....	https://www.facebook.com/EPCCNews/
EPCC Instagram.....	https://www.instagram.com/epccnews/

TUITION & FEES, FALL 2018

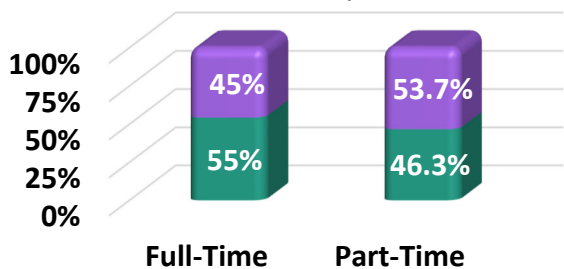
Resident Tuition, 12 Credit Hours.....	\$1,260
Resident Fees, 12 Credit Hours	\$240
Non-Resident Tuition, 12 Credit Hours.....	\$2,184
Non-Resident Fees, 12 Credit Hours	\$240

Source: El Paso Community College Fall 2018 Credit Course Schedule

EMPLOYEES, FALL 2018

Full-Time Faculty.....	460
Full-Time Employees.....	788
Part-Time Faculty.....	841
Part-Time Employees.....	1,013
Total Faculty and Employees.....	3,102

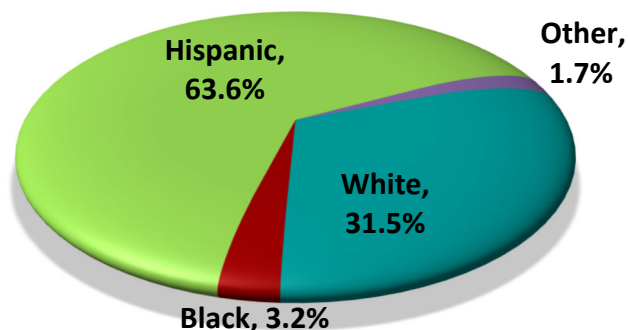
EPCC Faculty by Full and Part-Time Status and Gender, Fall 2018



N PT= 857, FT=460


■ Female % ■ Male %

Faculty by Race/Ethnicity, Fall 2018



Source: Employee Ethnicity Statistical Report, November 2018, El Paso Community College Human Resources

SERVICE AREA



LOCATIONS



Administrative Services Center
9050 Viscount Blvd.
El Paso, TX 79925





Rio Grande Campus
100 W. Rio Grande Ave.
El Paso, TX 79902


Mission del Paso Campus
10700 Gateway East
El Paso, TX 79927



Transmountain Campus
9570 Gateway Blvd. North
El Paso, TX 79924



Northwest Campus
6701 South Desert Rd.
El Paso, TX 79932



Valle Verde Campus
919 Hunter
El Paso, TX 79915

Photos by Fernie Garcia

THE COMMUNITY WE SERVE

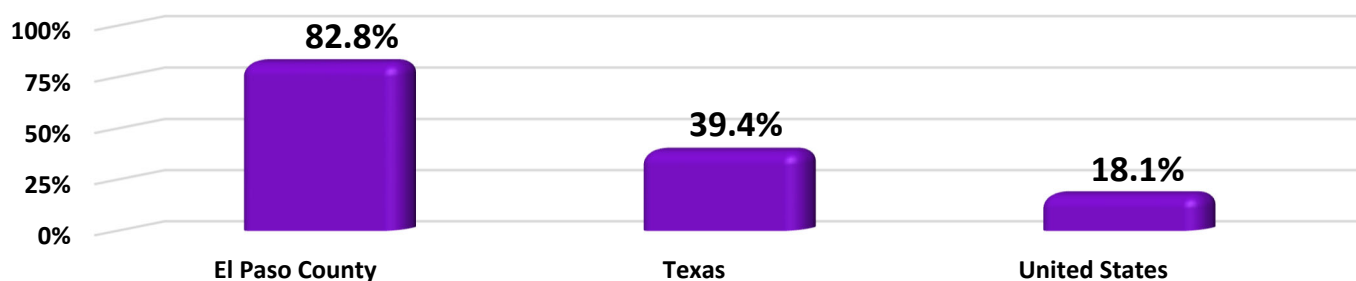
Demographics for El Paso County, Texas, and the United States

Population	El Paso County	Texas	United States
Population estimates, July 1, 2018, (V2018)	840,758	28,701,845	327,167,434
Population, percent change - April 1, 2010 (estimates base) to July 1, 2018, (V2018)	5.0%	14.1%	6.0%
Population Characteristics			
Veterans, 2013-2017	48,216	1,482,871	18,939,219
Foreign born persons, percent, 2013-2017	25.4%	16.9%	13.4%
Age and Sex			
Persons under 5 years, percent, July 1, 2018, (V2018)	7.7%	7.2%	6.1%
Persons under 18 years, percent, July 1, 2018, (V2018)	27.5%	26.0%	22.6%
Persons 65 years and over, percent, July 1, 2018, (V2018)	12.0%	12.3%	15.6%
Female persons, percent, July 1, 2018, (V2018)	50.8%	50.3%	50.8%
Race and Hispanic Origin			
White alone, percent, July 1, 2018, (V2018)	92.0%	79.2%	76.6%
Black or African American alone, percent, July 1, 2018, (V2018)	3.9%	12.7%	13.4%
American Indian and Alaska Native alone, percent, July 1, 2018, (V2018)	1.0%	1.0%	1.3%
Asian alone, percent, July 1, 2018, (V2018)	1.3%	5.0%	5.8%
Native Hawaiian and Other Pacific Islander alone, percent, July 1, 2018, (V2018)	0.2%	0.1%	0.2%
Two or More Races, percent, July 1, 2018, (V2018)	1.5%	2.0%	2.7%
Hispanic or Latino, percent, July 1, 2018, (V2018)	82.8%	39.4%	18.1%
White alone, not Hispanic or Latino, percent, July 1, 2018, (V2018)	11.8%	42.0%	60.7%

Source: U.S. Census Bureau, 2010-2018 American FactFinder; El Paso County Quickfacts 2018.

Note: V2018 is in reference to a "vintage year" by the U.S. Census and refers to the final year of the series 2010 through 2018.

Total Hispanic Population as of July 1, 2018

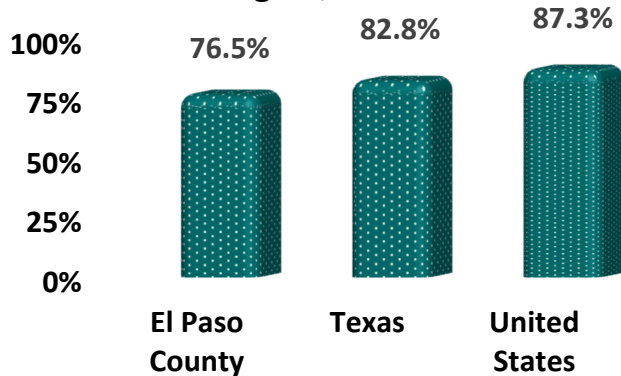


Source: U.S. Census Bureau, 2010-2018 American FactFinder; El Paso County Quickfacts 2018.

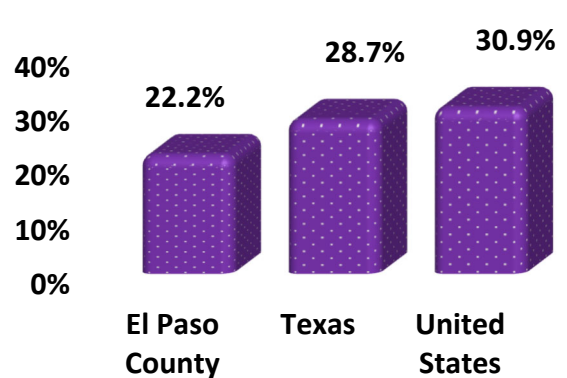
Education Statistics, 2013-2017

Education	El Paso County	Texas	United States
High school graduate or higher, percent of persons age 25 years+, 2013-2017	76.9%	82.8%	87.3%
Bachelor's degree or higher, percent of persons age 25 years+, 2013-2017	22.2%	28.7%	30.9%

Percent of Persons 25 Years and Older with High School Diploma or Higher, 2013-2017



Percent of Persons 25 Years and Older with Bachelor's Degree or Higher, 2013-2017

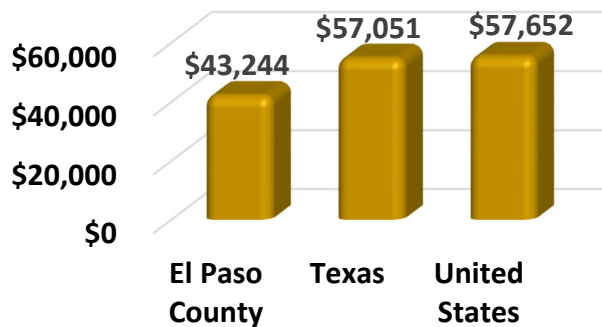


Source: U.S. Census Bureau, 2013-2017 American FactFinder; El Paso County Quickfacts 2018.

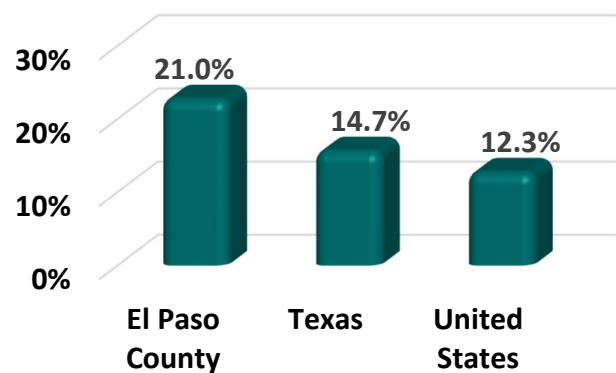
Income and Poverty Statistics, 2013-2017

Income & Poverty	El Paso County	Texas	United States
Median household income (in 2017 dollars), 2013-2017	\$43,244	\$57,051	\$57,652
Per capita income in past 12 months (in 2017 dollars), 2013-2017	\$19,950	\$28,985	\$31,177
Persons in poverty, percent	21.0%	14.7%	12.3%
Families below poverty level, percent	18.6%	21.4%	10.5%

Median household income (in 2017 dollars), 2013-2017



Persons in Poverty, 2013-2017

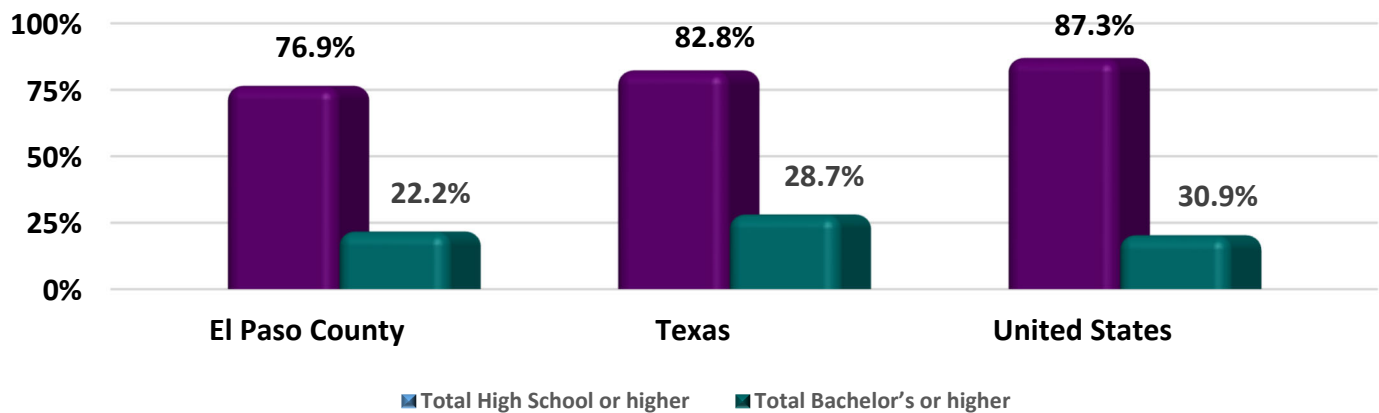


Source: U.S. Census Bureau, 2013-2017 American FactFinder; El Paso County Quickfacts 2018.

Highest Educational Attainment by Persons 25 Years and Older: 2013-2017

Attainments	El Paso County	Texas	United States
No. of Persons 25 Years and Older	503,599	17,454,431	216,271,644
Less than 9 th grade	14.2%	8.7%	5.4%
9 th to 12 th grade, No Diploma	9.0%	8.5%	7.2%
High School Graduates (includes equivalency)	24.1%	25.1%	27.3%
Some College, No Degree	23.1%	22.1%	20.8%
Associate's Degree	7.4%	6.9%	8.3%
Bachelor's Degree	15.1%	18.8%	19.1%
Graduate or Professional Degree	7.0%	9.9%	11.8%
Total High School or higher	76.9%	82.8%	87.3%
Total Bachelor's or higher	22.2%	28.7%	30.9%

Persons 25 Years and Older with a High School Diploma or Bachelor's Degree or Higher, 2013-2017



Source: U.S. Census Bureau, 2013-2017 American FactFinder; El Paso County Quickfacts 2018.



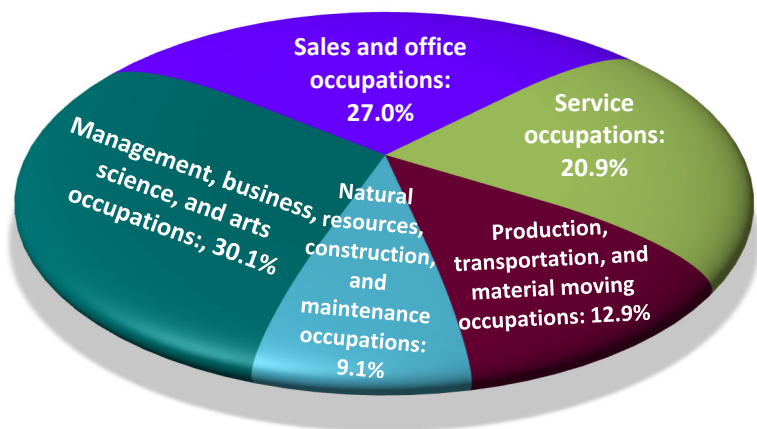
Photo by Fernie Garcia



Photo by Fernie Garcia

Employed Civilians in El Paso County by Occupational Categories, 2013-2017

Occupational Category	Number	Percent
Civilian employed population, 16 years and over	341,350	100.0%
Management, business, science, and arts occupations:	102,875	30.1%
Sales and office occupations:	92,048	27.0%
Service occupations:	71,353	20.9%
Production, transportation, and material moving occupations:	44,074	12.9%
Natural resources, construction, and maintenance occupations:	31,000	9.1%

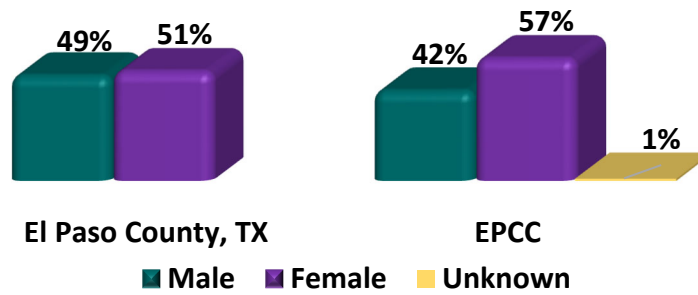


Source: U.S. Census Bureau, 2010-2018 American FactFinder; El Paso County Quickfacts 2018.




Photo by Fernie Garcia

Community Demographics Reflected in EPCC Enrollment, Fall 2018



Source: U.S. Census Bureau, 2013-2017 American FactFinder; El Paso County Quickfacts 2018. EPCC Dashboards.




Photos by Ingrid Leyva



A SPOTLIGHT ON 50 YEARS OF EL PASO COMMUNITY COLLEGE

EPCC THEN AND NOW



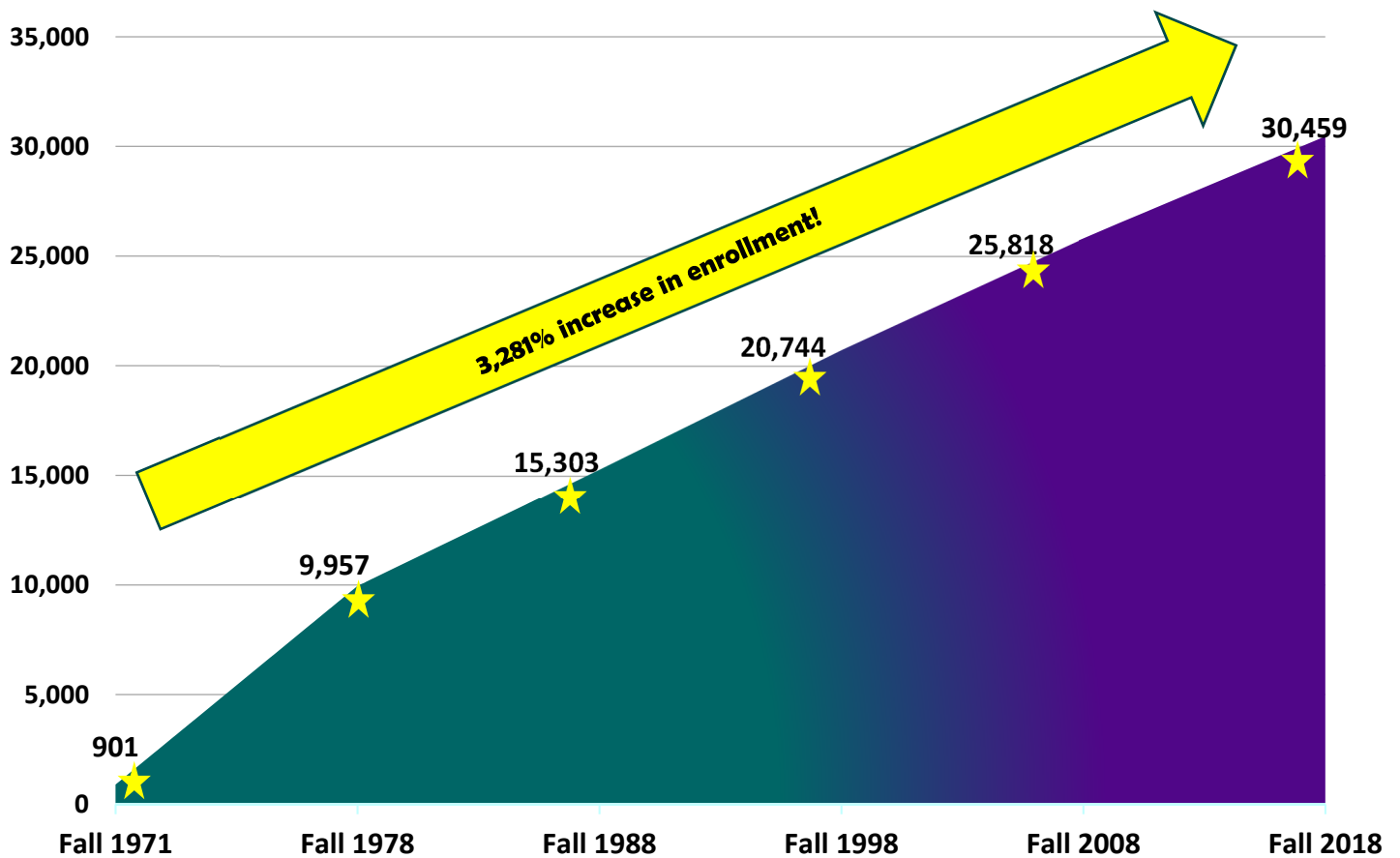
Color Photos by Fernie Garcia



A SPOTLIGHT ON 50 YEARS OF EL PASO COMMUNITY COLLEGE

Established in 1969, El Paso Community College (EPCC) is celebrating 50 years of improving our community through educational attainment. From the College’s humble beginnings with an enrollment of 901 students and classroom space in the barracks of Ft. Bliss’ Logan Heights, EPCC has grown to serve more than one million students and has awarded close to 80,000 degrees and certificates. Below are a few other accomplishments and historical statistics of our EPCC students during the last 50 years.

State Reported Enrollment Trends, Fall 1971 - Fall 2018

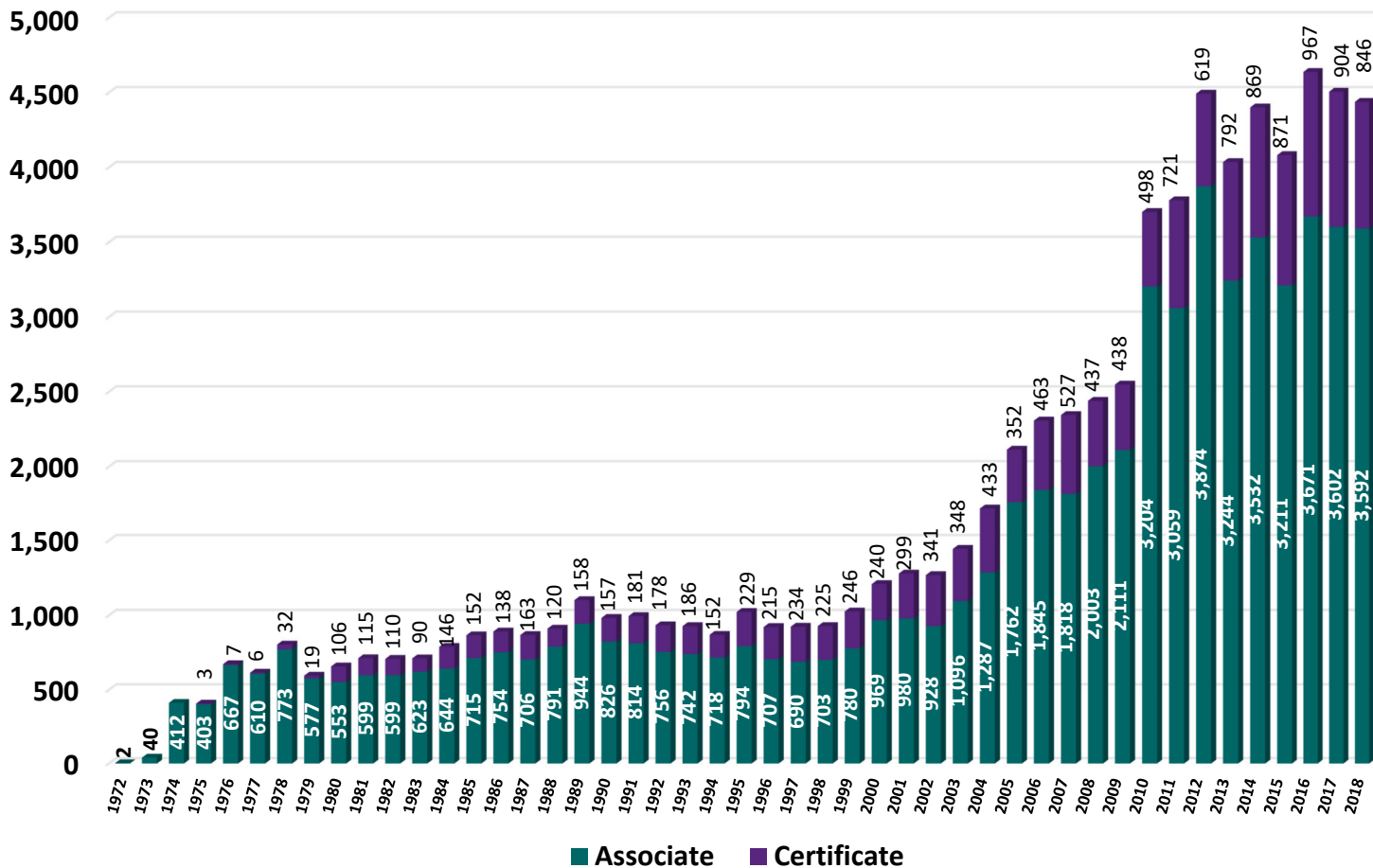


Sources: SACSCOC Report (Fall 1971-1982); Legacy Records (Fall 1973-1992); CBM001 State Reports (Fall 1993-Fall 2018)



A SPOTLIGHT ON 50 YEARS OF EL PASO COMMUNITY COLLEGE

Degrees and Certificates Awarded, 1972-2018



Note: Numbers listed on top (in black) are the number of Certificates awarded for an academic year. No certificates were awarded until 1975, therefore the numbers listed for 1972 and 1973 are for Associate's Degrees awarded.

Sources: Student Banner Files; EPPC Dashboards




Photo by Fernie Garcia

Photo by Fernie Garcia



A SPOTLIGHT ON 50 YEARS OF EL PASO COMMUNITY COLLEGE

The El Paso Community College has a history of being the most affordable college in El Paso.

Historical Tuition and Fees for El Paso Community College

Year	Tuition and Fees	
	Fall (In-State)	Fall (Out-of-State)
1971	\$88	\$560
1972	\$96	\$560
1973	\$97	\$560
1974	\$97	\$560
1975	\$97	\$560
1976	\$97	\$560
1977	\$98	\$482
1978	\$98	\$482
1979	\$98	\$482
1980	\$98	\$482
1981	\$124	\$482
1982	\$124	\$482
1983	\$124	\$482
1984	\$148	\$506
1985	\$224	\$766
1986	\$224	\$766
1987	\$224	\$766
1988	\$224	\$766
1989	\$224	\$766
1990	\$224	\$766
1991	\$279	\$790
1992	\$301	\$990
1993	\$323	\$1,090
1994	\$323	\$1,090

Year	Tuition and Fees	
	Fall (In-State)	Fall (Out-of-State)
1995	\$380	\$1,225
1996	\$394	\$1,239
1997	\$408	\$663
1998	\$411	\$666
1999	\$467	\$678
2000	\$479	\$690
2001	\$539	\$750
2002	\$589	\$800
2003	\$620	\$840
2004	\$632	\$852
2005	\$666	\$903
2006	\$710	\$982.50
2007	\$710	\$982.50
2008	\$710	\$982.50
2009	\$834	\$1,110
2010	\$834	\$1,110
2011	\$924	\$1,248
2012	\$972	\$1,812
2013	\$1,032	\$1,812
2014	\$1,032	\$1,812
2015	\$1,188	\$2,016
2016	\$1,368	\$2,256
2017	\$1,368	\$2,256
2018	\$1,500	\$2,424

Source: EPCC Catalogs 1971-1981; EPCC Credit Class Schedules, Fall 1981 - Summer 2018



EPCC's Logos Throughout the Past 50 Years

CREDIT STUDENT DEMOGRAPHICS

FALL 2018 DEMOGRAPHICS FOR ALL STUDENTS


Total Headcount (Unduplicated): 29,019

Full-Time: 8,851 (31%) Part-Time: 20,168 (69%)

Female: 16,609 (57%) Male: 12,197 (42%)

Undisclosed: 213 (0.7%)

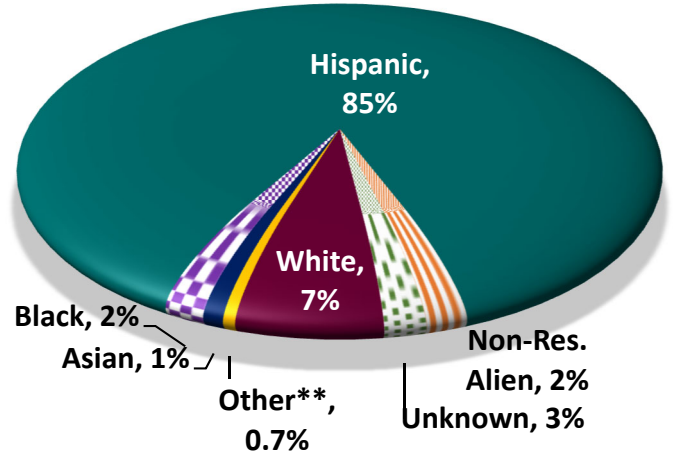
First Generation Students†: 11,309 (44%)



Median Age: 20

Average Age: 21

Mode (Most frequently found age): 18



Full-Time Equivalent (FTE) students*: 15,964

Enrollment by Major Type

Academic Major Students: 24,811

Vocational/Technical Major Students: 3,410




Undeclared, Non-Degree Seeking Students: 786

Number of Students Served by the Center for Students with Disabilities: 672

†A First Generation Student is a student who is the first member of his or her immediate family to attend a college or university; neither of his or her biological or adoptive parents have ever attended a college or university. Percentage is calculated from those persons who self-reported being a first generation student on an EPCC survey given biannually. (Source: THECB Glossary of Terms)

* FTEs are calculated by dividing total student credit hours by 15 (for the Fall term). ** "Other" category includes Native American, Pacific Islander, and persons with 2+ Races

Sources: Student Banner Files; EPCC Dashboards

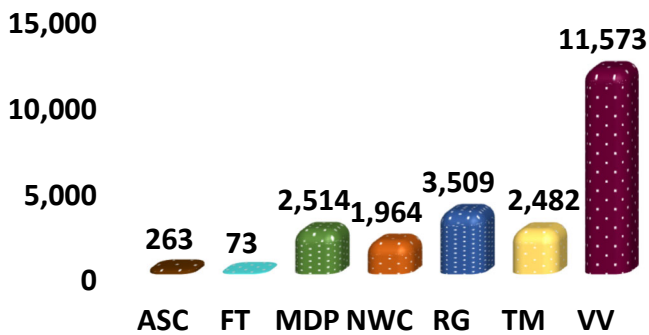


Photos by Ingrid Leyva and Fernie Garcia

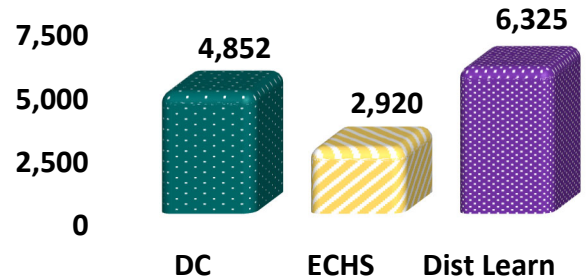


CREDIT ENROLLMENT

Enrollment of Students at Each Location, Fall 2018

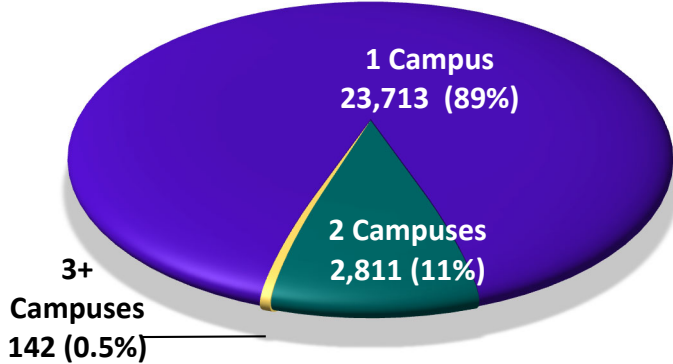


Dual Credit, Early College H.S., and Distance Learning Enrollments, Fall 2018



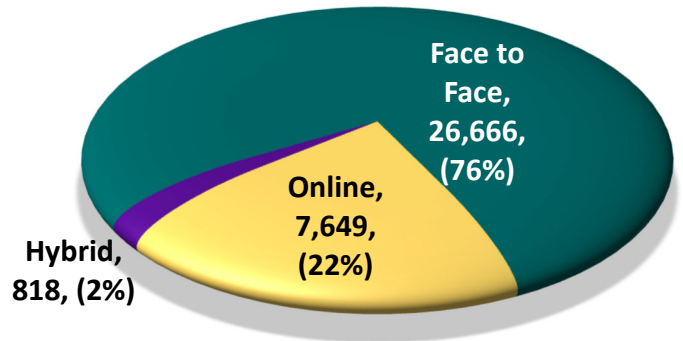
Sources: EPCC Dashboards; Banner Student Files

Number of Campuses Credit Students Attend, Fall 2018



Note: Students are counted at each campus where they attend courses.
Sources: EPCC Dashboards; Banner Student Files.



Seat Counts, by Course Type, Fall 2018



Note: Students enrolled in more than one type of course are counted once for each type in which they are enrolled.
Source: Banner Student Files.

Graduates by Discipline and Degree Type, Academic Year 2017-2018

Discipline	Assoc. of Arts	Assoc. of Applied Science	Assoc. of Arts in Teaching	Associate of Science	Certificates	Total Grads
Accounting		11			13	24
Advanced Techn. Industrial Manufacturing		1			3	4
Advertising Graphics and Design		14			14	28
Architecture				35		35
Art	32					32
Automotive Technology		15			48	63
Biology				175		175
Business	307	9			12	328
Chemistry				7		7
Child Development		21			20	41
Communication	46					46
Computer Science	50					50
Cosmetology					34	34
Court Reporting					4	4
Criminal Justice	229	15			5	249
Culinary Arts		42			48	90
Dance	1					1
Dental Assisting		9			9	18
Dental Hygiene		18				18
Diagnostic Medical Sonography		10				10
Diesel Mechanics					25	25
Drafting & Design Technology		4			6	10
Economics	1					1
Electrical Technology					26	26
Emergency Medical Services		14			45	59
Engineering				91		91
English	30					30
Fashion Technology		4			5	9
Fire Technology		32			31	63
Geology				6		6
Health Information Technology		10				10
Heating, Vent. & Air Cond.		9			22	31



Photos by Ingrid Leyva

Graduates by Discipline and Degree Type, Academic Year 2017-2018 (Continued)

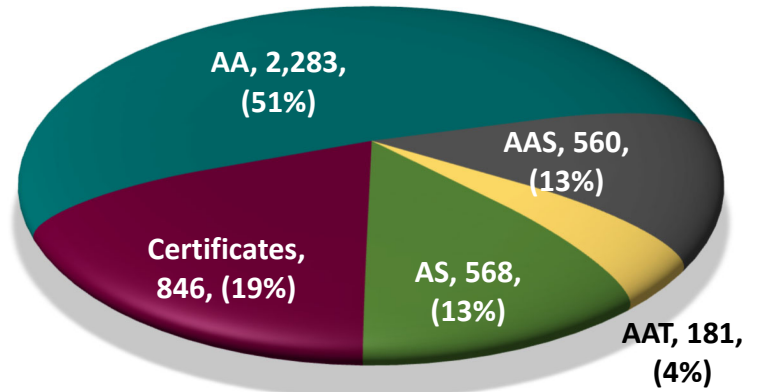
Discipline	Assoc. of Arts	Assoc. of Applied Science	Assoc. of Arts in Teaching	Associate of Science	Certificates	Total Grads
Hospitality Operations		4			5	9
Information Technology Systems		36			40	76
Interior Design Technology		7			6	13
Kinesiology	18			48		66
Law Enforcement					71	71
Machining					3	3
Massage Therapy					10	10
Mathematics				23		23
Medical Assisting Technology		5			7	12
Medical Laboratory Technology		8				8
Multidisciplinary Studies-AA	1,423					1,423
Multidisciplinary Studies-AS				139		139
Music	3					3
Nail Technology					20	20
Nursing		122			74	196
Paralegal		15			1	16
Pharmacy Technology		11			16	27
Philosophy	8					8
Physical Therapist Assistant		13				13
Physics				3		3
Psychology	117			41		158
Radiologic Technology		12				12
Renewable Energy Technology		5			13	18
Respiratory Care Technology		14				14
Sign Language		17			19	36
Social Work		34			10	44
Speech Communication	9					9
Surgical Technology		10				10
Teacher Preparation	7		181		6	194
Theater	2					2
Travel & Tourism		9			10	19
Vocational Nursing					124	124
Welding					41	41
Total	2,283	560	181	568	846	4,438

Source: Student Banner files; EPCC Dashboards

**As of Fall 2018, more than 78,000 degrees and certificates
have been awarded to EPCC students.
EPCC is the best place to start and finish!**



Total Graduates by Award Type, 2017-2018



N = 4,438

Sources: Student Banner Files; EPCC Dashboards

Total Reverse Transfer Graduates for 2017-2018: 257 Colleges Granting Reverse Transfer Graduates during 2017-2018



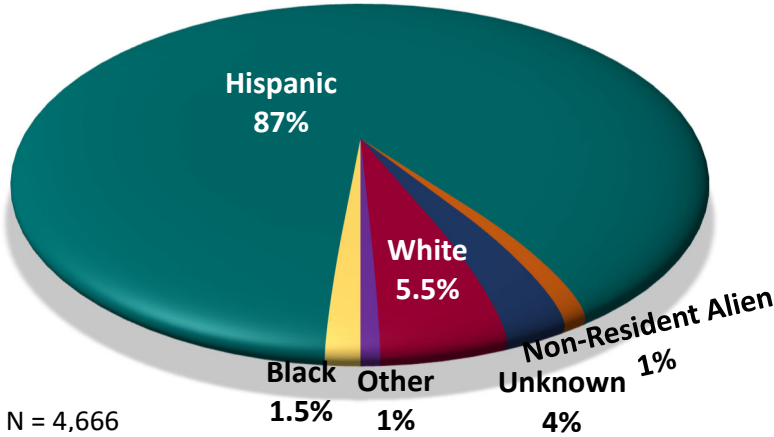
*EPCC is the Best
Place to Start
And Finish!*



Photo by Fernie Garcia

FALL 2018 DEMOGRAPHICS FOR FIRST-TIME IN COLLEGE (FTIC) STUDENTS

First-Time in College Students, by Ethnicity, Fall 2018



N = 4,666

Total FTIC Headcount (Unduplicated): 4,666

Full-Time: 2,765 (59%) Part-Time: 1,901 (41%)

Female: 2,473 (53%) Male: 2,188 (47%)

Undisclosed: 5 (0.1%)

Average Age: 19

Median Age: 18

Mode (Most frequently found age): 18

First Generation Students†: 49.8%

Undeclared, Non-Degree Seeking Students: 25



Full-Time Equivalent (FTE) students*: 3,269

Enrollment by Major Type

Academic Major Students: 4,018

Vocational/Technical Major Students: 623



Number of First-Time in College Students Served by the Center for Students with Disabilities: 159

†A First Generation Student is a student who is the first member of his or her immediate family to attend a college or university; neither of his or her biological or adoptive parents have ever attended a college or university. (Source: THECB Glossary of Terms)

* FTEs are calculated by dividing total student credit hours by 15 (for the Fall term).

** "Other" category includes Native American, Pacific Islander, and persons with 2+ Races

Sources: Student Banner Files; EPCC Dashboards



Photos by Fernie Garcia

FIRST-TIME IN COLLEGE STUDENTS BY HIGH SCHOOL

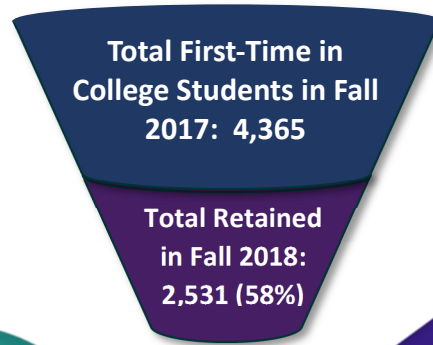
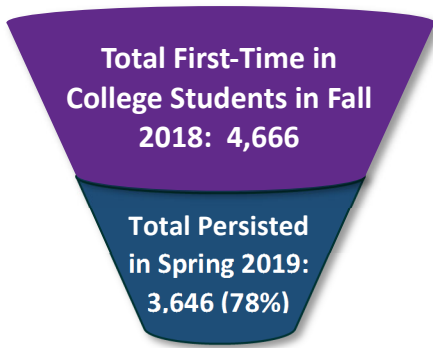
Total First-Time-in-College Students by Last High School Attended, Fall 2018

High School	High School Graduates		High School	High School Graduates		High School	High School Graduates	
	No.	%		No.	%		No.	%
El Paso Independent School District			Private High Schools			Ysleta Independent School District		
Andress	101	2.8%	Cathedral	10	0.3%	Bel Air	135	4.0%
Austin	79	2.2%	Father Yermo	23	0.6%	Del Valle	166	5.0%
Bowie	72	2.0%	Lydia Patterson Inst.	21	0.6%	Eastwood	133	4.0%
Burges	84	2.3%	Other Private	21	0.6%	Hanks	143	4.0%
Chapin	84	2.3%	Total	75	2.1%	Parkland	66	2.0%
Coronado	92	2.6%			Riverside	100	3.0%	
El Paso	72	2.0%	Canutillo Independent School District			Ysleta	109	3.0%
Franklin	144	4.0%	Canutillo	86	2.4%	Total	852	25.0%
Irvin	83	2.3%						
Jefferson	81	2.3%	Total	86	2.4%	Public Charter		
Silva Magnet	23	0.6%			El Paso Academy East	28	0.5%	
College Career	15	0.4%	Clint Independent School District			El Paso Academy West	10	0.3%
Total	930	25.8%	Clint	42	1.2%	Harmony Science Acad.	12	0.3%
All Early College High Schools			Horizon	90	2.5%	Harmony Innovation	10	0.3%
All Early College H.S.	33	0.9%	Mountain View	31	0.9%	Paso Del Norte Acad.	12	0.3%
Total	33	0.9%	Total	163	4.6%	Premier	14	0.4%
Socorro Independent School District			Local Area Independent School Districts					
Americas	181	5.1%	Fabens	21	1.0%	Total	86	2.1%
Eastlake	151	4.2%	San Elizario	81	2.0%	Other High Schools		
El Dorado	111	3.1%	Tornillo	26	1.0%	Other U.S. High Schools	64	1.0%
Montwood	183	5.1%	Other ISDs	15	0.5%	Mexico High Schools	118	3.0%
Socorro	186	5.2%	Total	143	4.5%	Total	182	4.0%
Pebble Hills	187	5.2%	All Schools Reporting <10 Grads Each			No ISD		
Total	999	27.9%	Total of all Other Schools with <10 Grads Each Attending EPCC	21	0.7%	TX, NM Home Schooled	10	0.3%
			Total	21	0.7%	Total	10	0.3%
Total First-Time-in-College Students Enrolled in Fall 2018 with a Reported High School:							3,580	100%

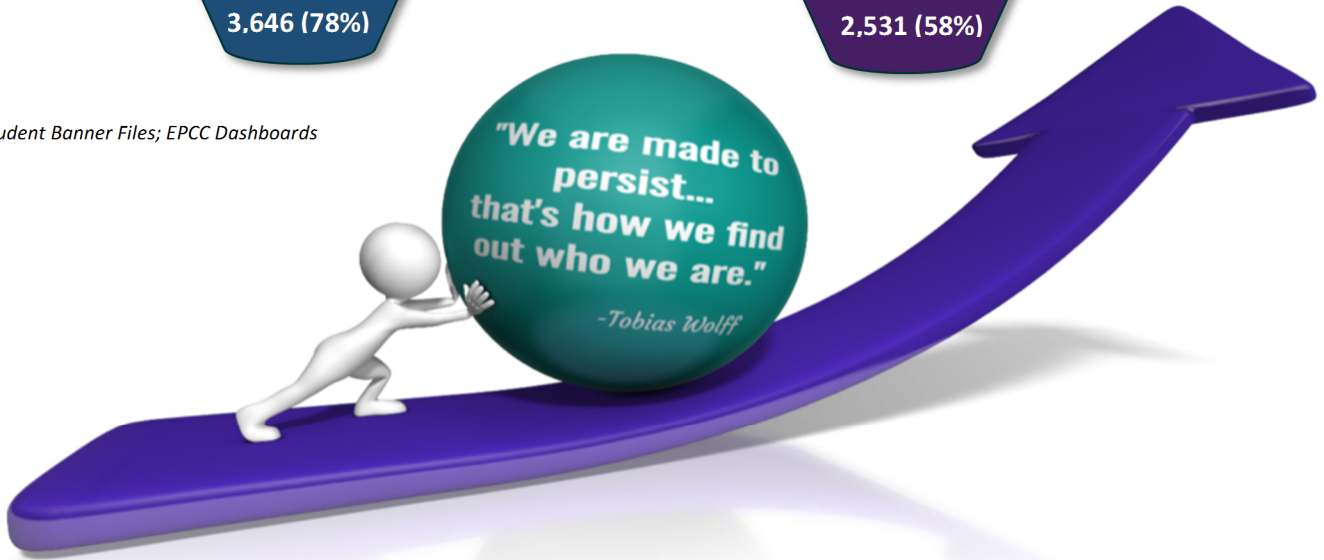
Sources: Student Banner Files; EPCC Dashboards



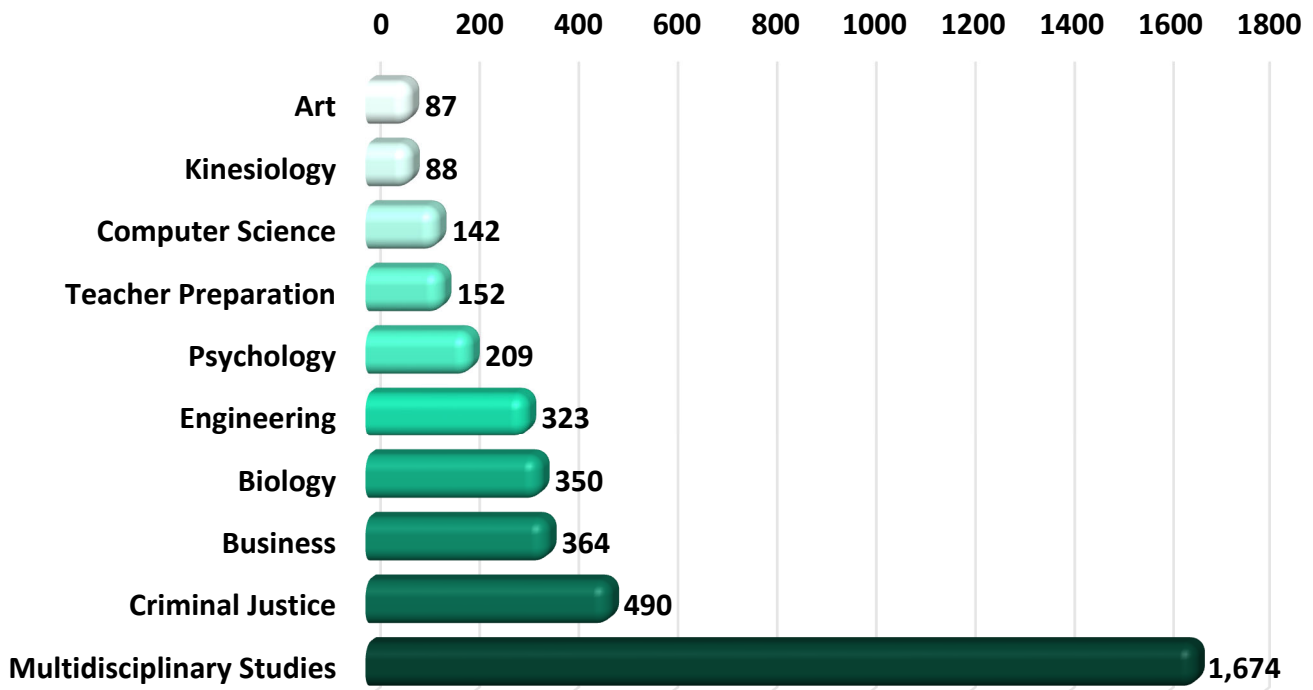
Photo by Fernie Garcia



Sources: Student Banner Files; EPCC Dashboards



Top 10 Majors of First-Time in College Students, Fall 2018

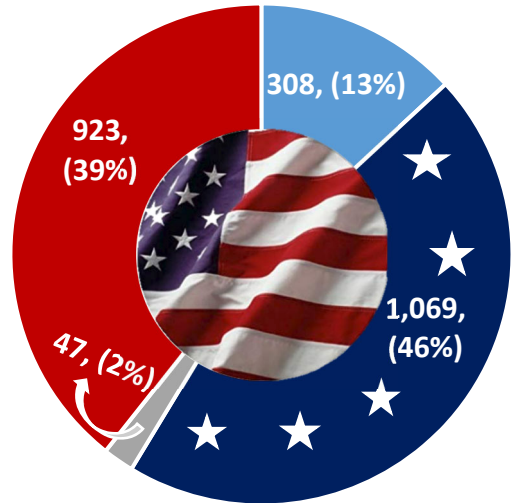


Source: EPCC Student Banner Files, EPCC Dashboards

Military Affiliated Student Enrollment, Fall 2018

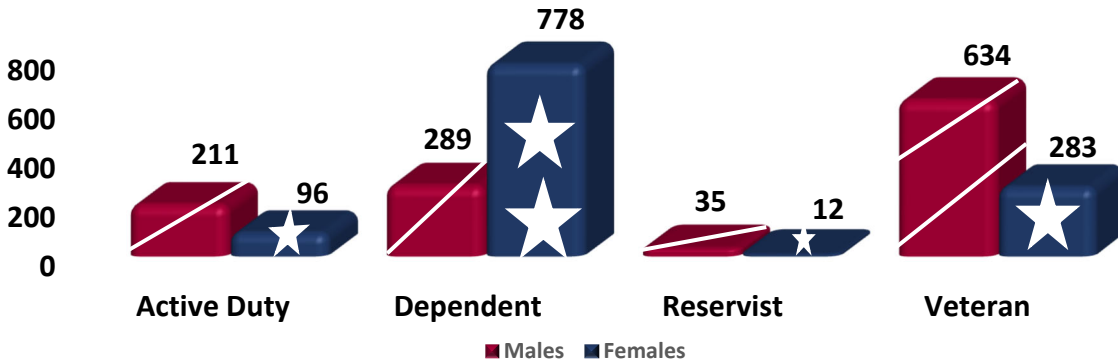


- Active Duty
- Dependent
- Reservist
- Veteran



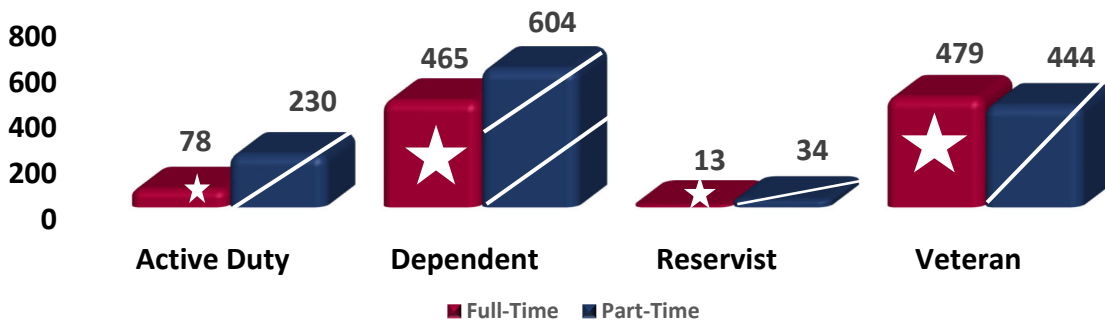
Source: EPCC Student Banner Files, EPCC Dashboards

Enrollment of Military Affiliated Students, by Gender, Fall 2018



Source: EPCC Student Banner Files, EPCC Dashboards

Enrollment of Military Affiliated Students by Full and Part-Time Status, Fall 2018

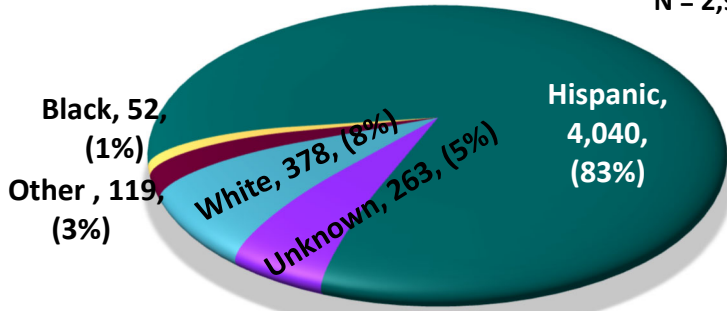


Source: EPCC Student Banner Files, EPCC Dashboards

DUAL CREDIT

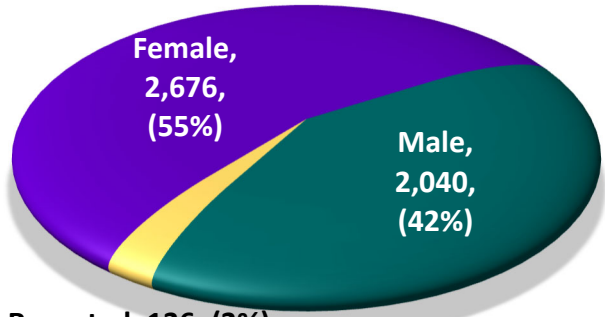
Dual Credit Enrollment by Ethnicity, Fall 2018

N = 2,919



"Other" category includes Native American, Asian, Pacific Islanders, Persons with 2 or More Races, Non-Residents and those with Unknown ethnicities.

Dual Credit Enrollment by Gender, Fall 2018



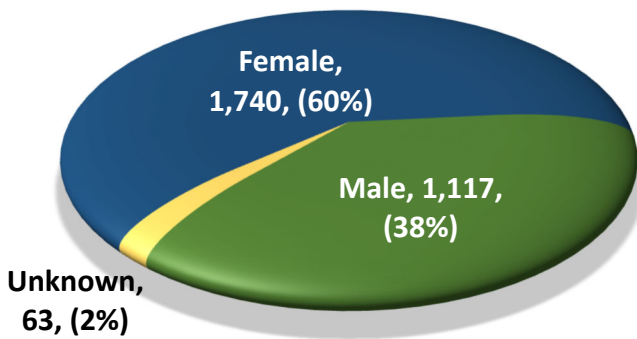
Not Reported, 136, (3%)

Sources: Student Banner Files; EPCC Dashboards

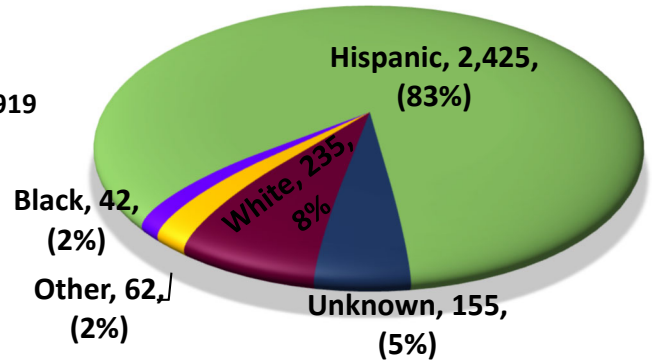
EARLY COLLEGE HIGH SCHOOL

Early College High School Enrollment by Gender, Fall 2018

Early College High School Enrollment by Ethnicity, Fall 2018



N = 2,919



"Other" category includes Native American, Asian, Pacific Islander, Non-Resident Aliens and Persons with 2 or More Races

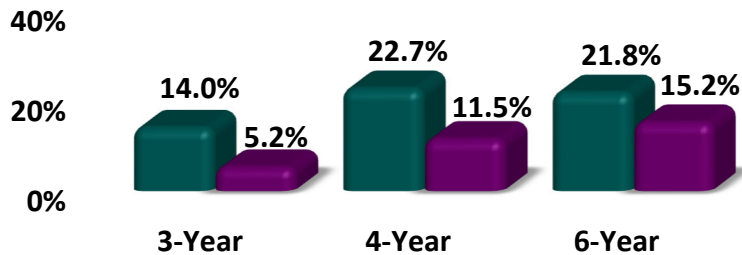
Sources: Student Banner Files; EPCC Dashboards

EPCC currently has 12 Early College High Schools



STATE REPORTED GRADUATION RATES

Texas Higher Education Coordinating Board: Graduation Rates within 3, 4 and 6 Years, by Full and Part-Time Status



Source: Texas Higher Education Coordinating Board, 2019 Texas Higher Education Almanac




Photo by Fernie Garcia

STATE REPORTED LICENSURE RATES

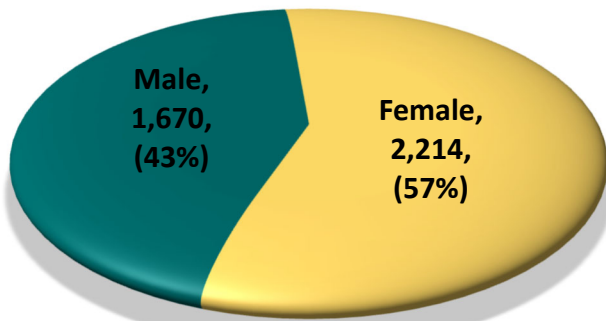
2017 Annual Licensure Report, Based on Program-Level Reporting

Major	Licensure Taken	Licensure Passed	% Successful
Cosmetology	33	33	100.0%
Court Reporting	3	1	33.3%
Dental Assisting	17	17	100.0%
Dental Hygiene	18	18	100.0%
Diagnostic Medical Sonography	27	27	100.0%
Emergency Medical Services	134	85	63.4%
Fire Technology	65	48	73.8%
Health Information Technology	2	2	100.0%
Heating, Ventilation and Air Conditioning	69	52	75.4%
Massage Therapy	13	8	61.5%
Medical Assisting Technology	2	2	100.0%
Medical Laboratory Technology	10	10	100.0%
Nail Technology	8	8	100.0%
Pharmacy Technology	18	17	94.4%
Physical Therapist Assistant	14	11	78.6%
Radiologic Technology	12	12	100.0%
Nursing	101	97	96.0%
Respiratory Care Technology	15	15	100.0%
Sign Language Interpretation	4	2	50.0%
Surgical Technology	10	10	100.0%
Vocational Nursing	63	62	98.4%
Welding Technology	25	18	72.0%

Source: Texas Higher Education Coordinating Board. *Note: The 2017 Annual Licensure Report is the latest report available from THECB as of May 2019.

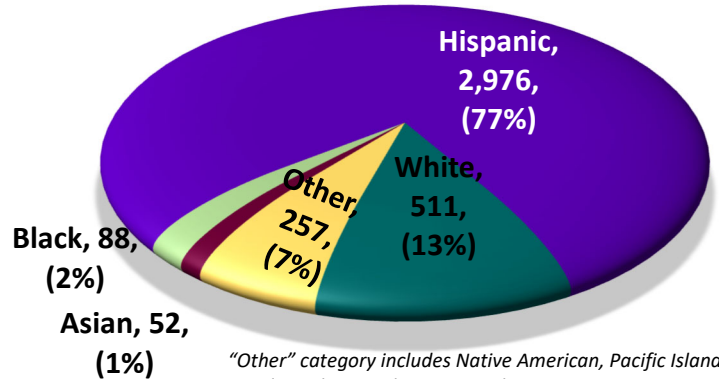
CONTINUING EDUCATION STUDENTS

Continuing Education Enrollment by Gender, Quarter 1, Fall 2018



Source: EPCC Student Banner Files

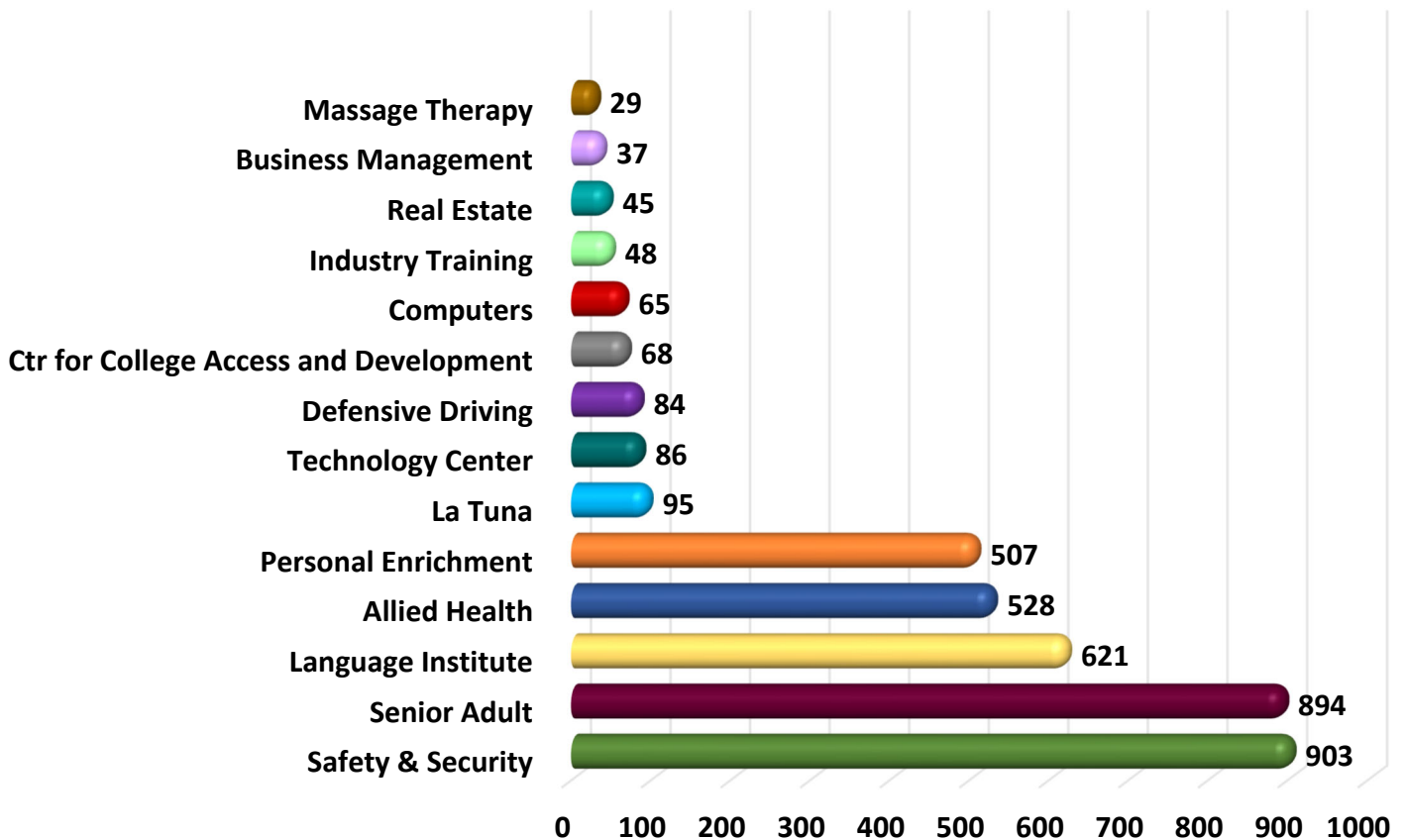
Continuing Education Enrollment by Ethnicity, Quarter 1, Fall 2018



"Other" category includes Native American, Pacific Islander, Non-Resident Aliens and Persons with 2 or More Races.

Source: EPCC Student Banner Files

Enrollments in Continuing Education Disciplines, Quarter 1, Fall 2018



Note: The enrollment numbers are duplicated above as students may enroll in more than one discipline in Continuing Education. Students are counted in each discipline in which they are enrolled.

Source: Student Banner Files

GLOSSARY

Cohort: A group of individuals who meet a set of criteria (e.g., a group of students who register during the same semester or begin attending college for the first time at the same time).

Developmental Student: A student who takes a developmental course during his or her first semester in college (State definition). This designation is permanent with respect to the student's State record.

Face-to-Face Course: The traditional delivery method in which a courses is taught in a face-to-face setting with an instructor.

Fall-to-Fall Persistence: The percentage or number of students who register in the fall semester during a specified period of time and who register again the following fall semester.

Fall-to-Spring Retention: The percentage or number of students who register in the fall semester during a specified period of time and who register again the following spring semester.

First-Time In College (FTIC) Student: A student in his or her first semester of college attendance, who has never attended any college previously.

Full-Time Equivalent (FTE): The total number of student credit hours divided by 15 for the Fall term (or for one semester only) and is divided by 30 for the entire academic or fiscal year.

Full-Time Student: Any student who is registered for 12 or more credit hours during any semester.

Internet Course: A type of delivery method in which a course is taught online and allows students access to course materials 24 hours a day. Faculty post materials, instructions, readings and assignments online for students to complete on their own or in a group.

Part-Time Student: Any student who is registered for 11 credit hours or less during any semester.

Texas Higher Education Coordinating Board (THECB): This agency was created by the Texas Legislature and provides leadership and coordination for the Texas higher education system and works with the legislature, governor, governing boards, higher education institutions and other entities to help promote access to quality higher education across Texas.

Unduplicated Enrollment: The number of students registered during a specified period of time.

V2018: aka Vintage Year 2018. The final year of data produced in a time series of estimates of population that begins with the most recent decennial U.S. Census data and extends to the "Vintage Year." V2018 is the most current year of population estimates available as of July 1, 2018.



Photos by Fernie Garcia