

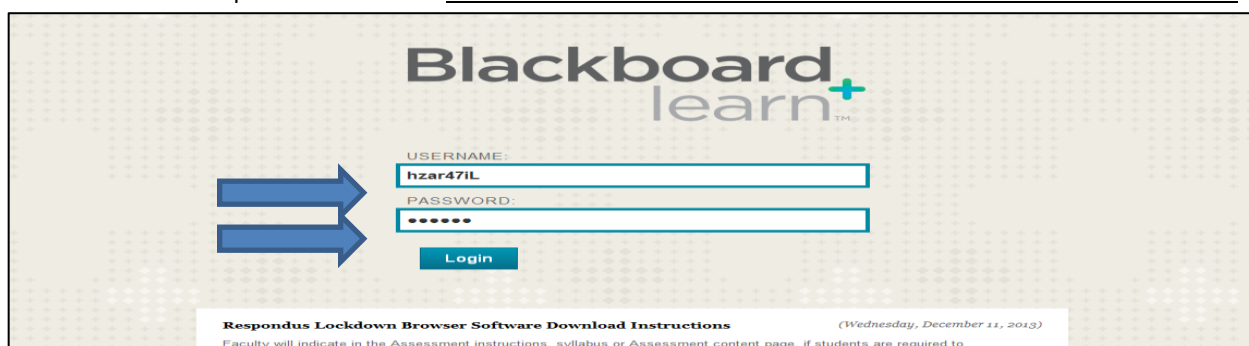
PREP Online Resource Page - Student Self-Enrollment Instructions

1. To login to our PREP Online Resource page, type <https://online.epcc.edu/> on your browser bar.

Note: The following steps are required to enroll in our class as a one-time setup. After you have enrolled and want to login to our Online Resource page, simply login using your EPCC Username and Banner Pin.

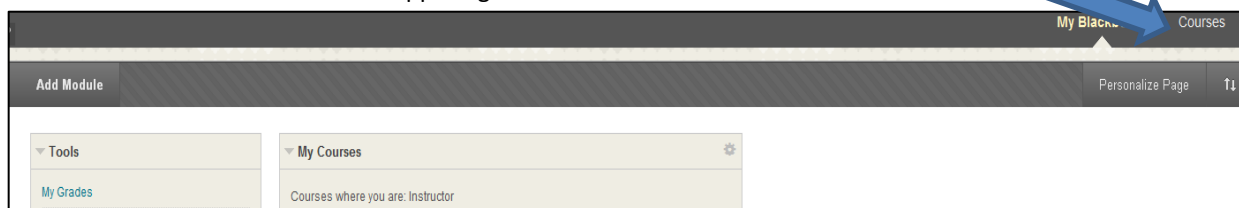
2. Enter:

- Enter your personal EPCC Username: Ex: hzar47iL
- Enter your Banner Pin (password) : 6 digit password. Note if you cannot locate it please call the EPCC Helpdesk at 831-6440. *Note: First time users will see a Welcome window. Click close to continue.*



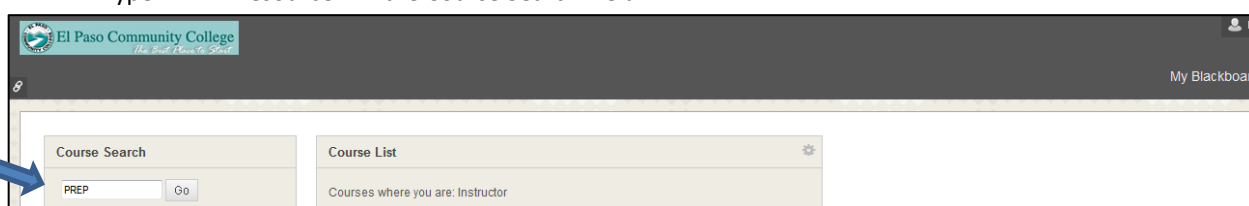
The image shows the Blackboard login page. At the top, the Blackboard logo is displayed. Below it, there are two input fields: 'USERNAME:' with the text 'hzar47iL' and 'PASSWORD:' with six dots. A blue arrow points to the 'Login' button. At the bottom, there is a banner for 'Respondus Lockdown Browser Software Download Instructions' dated Wednesday, December 11, 2013.

3. Click on the “Courses” link upper right hand corner



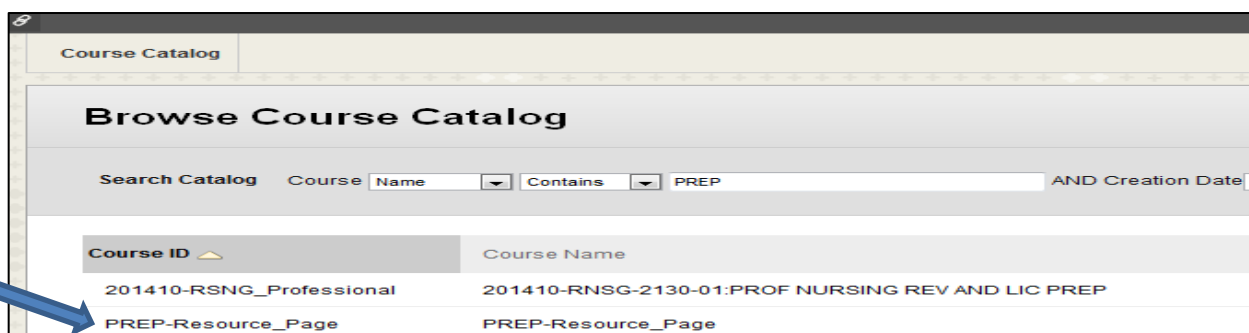
The image shows the Blackboard 'My Courses' page. A blue arrow points to the 'Courses' link in the top right corner. The page includes a 'My Grades' link on the left and a 'My Courses' section on the right, which lists 'Courses where you are: Instructor'.

4. Type “PREP-Resource” in the Course Search Field



The image shows the Blackboard 'Course Search' page. A blue arrow points to the 'Course Search' input field, which contains the text 'PREP'. The 'Go' button is next to it. The 'Course List' section on the right shows 'Courses where you are: Instructor'.

5. Now locate “PREP-Resource_Page” and click on the down arrow to enroll. Click Orange “Submit” button. Scroll down and click “Ok.” That’s It! You are now enrolled in the class.

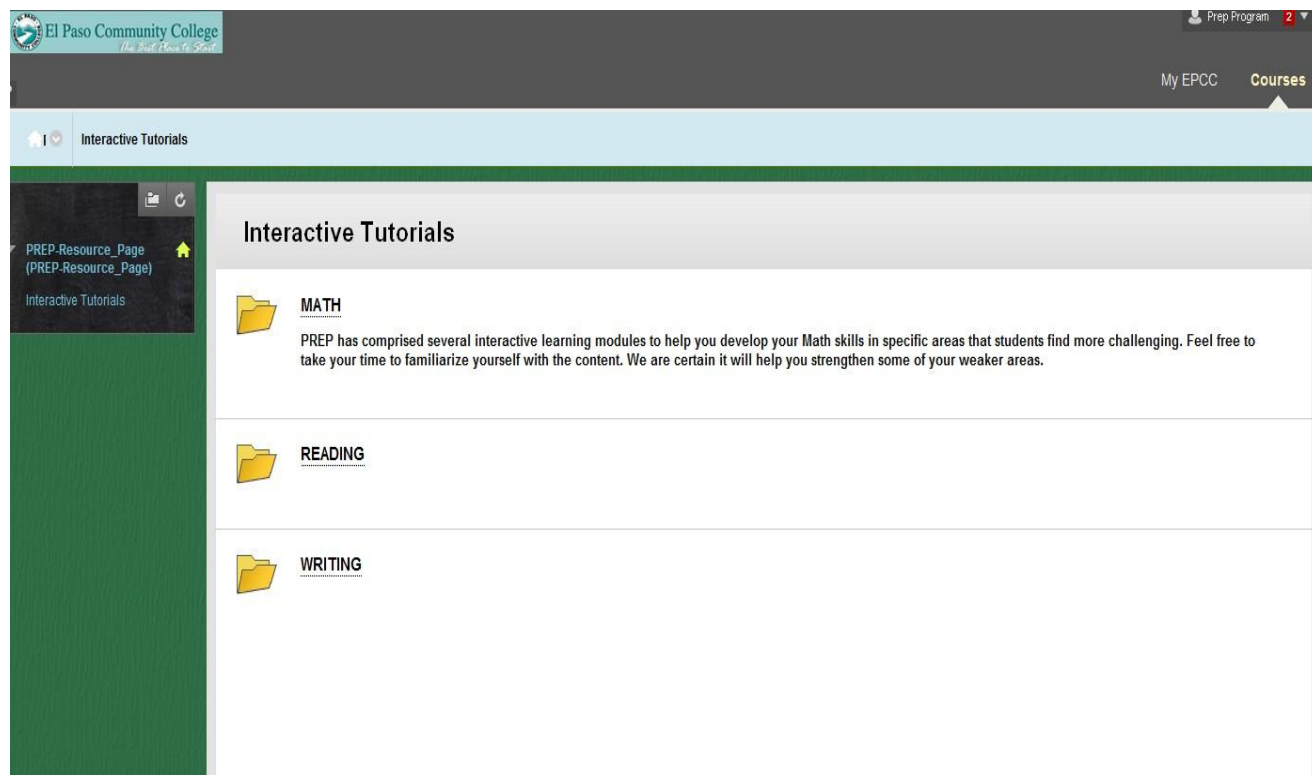


The image shows the Blackboard 'Browse Course Catalog' page. A blue arrow points to the 'PREP-Resource_Page' entry in the table. The table has two columns: 'Course ID' and 'Course Name'. The 'PREP-Resource_Page' entry is highlighted.

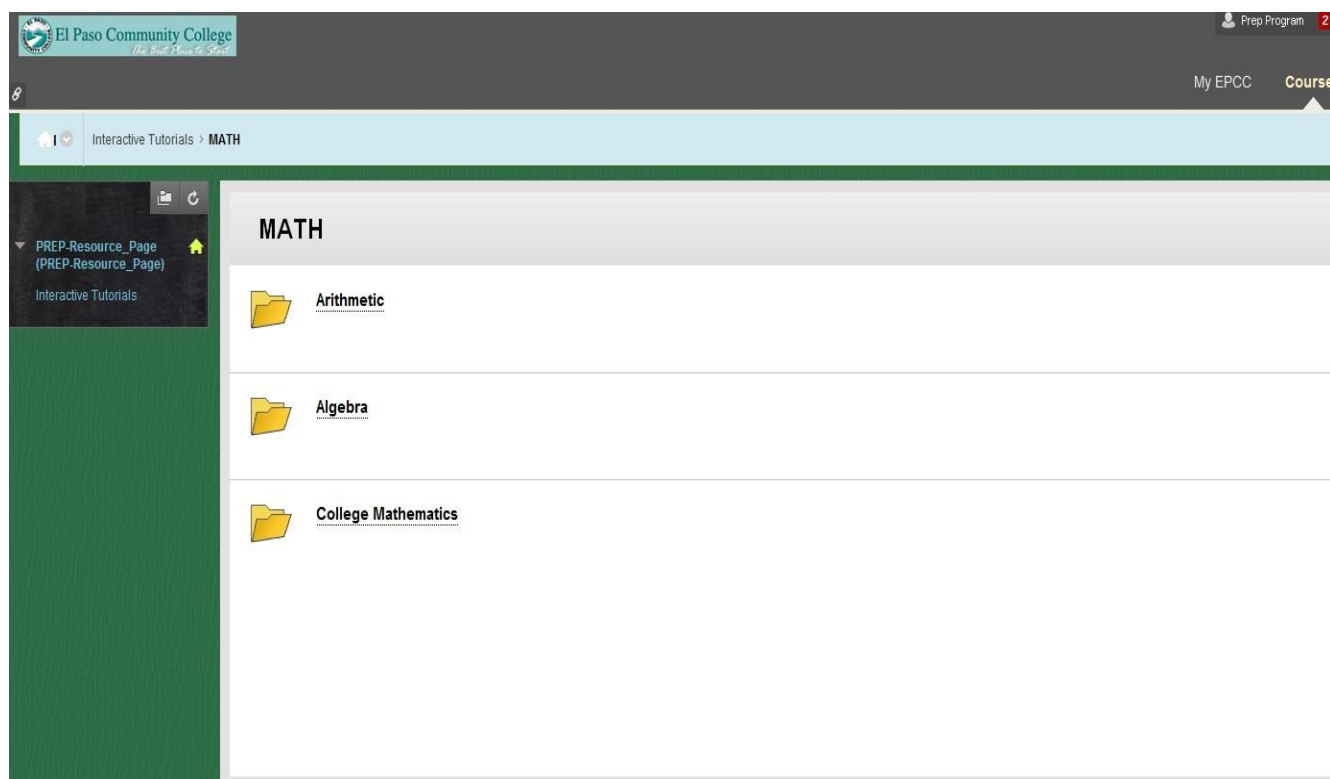
Course ID	Course Name
201410-RSNG_Professional	201410-RNSG-2130-01:PROF NURSING REV AND LIC PREP
PREP-Resource_Page	PREP-Resource_Page

6. That’s It! Once you have enrolled, all you need to do to access our PREP Online Resource page in the future is login with your credentials as described in step 2 above and click on the course link labeled “PREP-Resource_Page.”

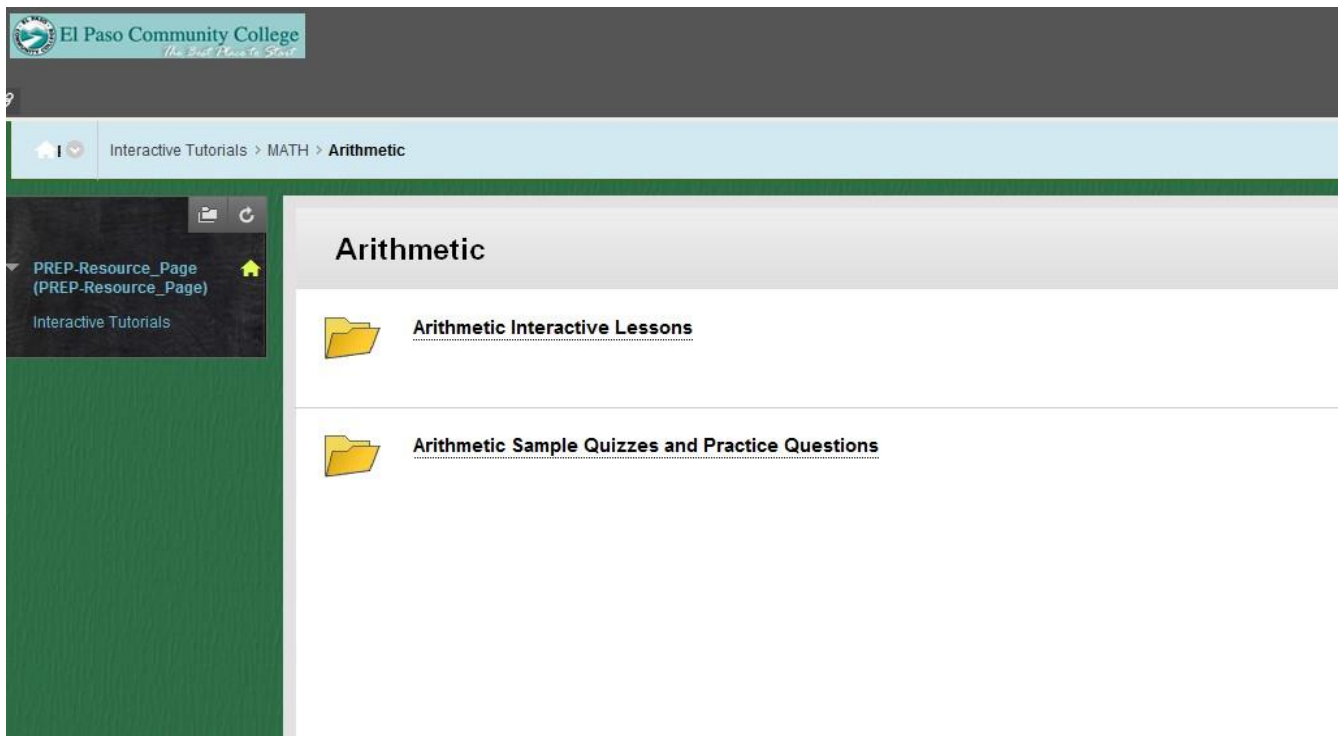
7. *You will now see the Main Content folders for Math, Reading and Writing. Simply click on the folder that interests you.*




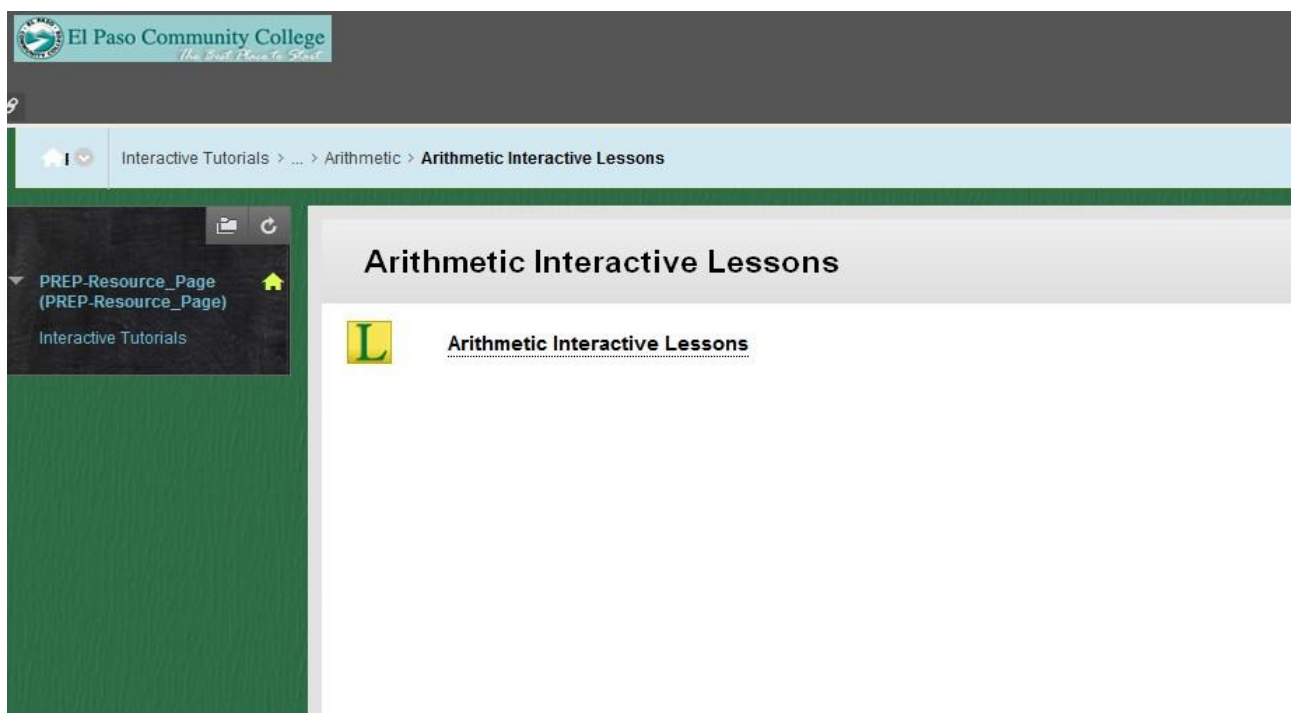
8. *Each subject content folder will contain two sub-folders. One folder will contain an Interactive lesson and the other will contain sample questions and sample quizzes.*



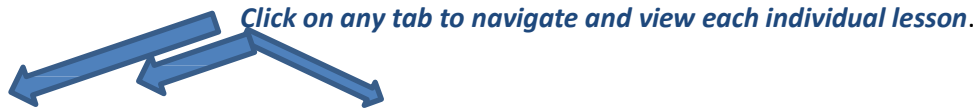
9. *Example: One folder containing the Interactive Lessons while the other one contains sample practice questions and quizzes. Click on either folder to access the lesson.*



10. *The icon below denoted as  indicates you have accessed your practice lesson. You may now click on the icon to navigate freely through your lesson.*



11. *Below, screen shot of a sample lesson created with SoftChalk Cloud LessonBuilder.*
12. Navigating through lesson



Page: **Fraction** | Decimals | Percenta | 4 | 5 | 6 | 7 | 8 | 9 | 10

TYPES OF FRACTIONS

What is a Fraction?






http://www.youtube.com/v/7CVUXJZBAok?version=3&f=videos&c=gdataSample-YouTube-1&app=youtube_gdata

Place your cursor on the selected word below to learn about it's meaning.

Proper Fraction; Improper Fraction; Mixed Numeral

Ready? Now Give it a try.

To begin, click on the deck of cards and drag to the appropriate category.

Proper Fraction	Improper Fraction	Mixed Numeral
		
		

- **Media** – Some lessons will contain media files which will play recorded media such as movies to view your lessons. Simply click the play button to view. Video files may be paused, forwarded, rewind, and expanded to view in full page mode.

Main Idea

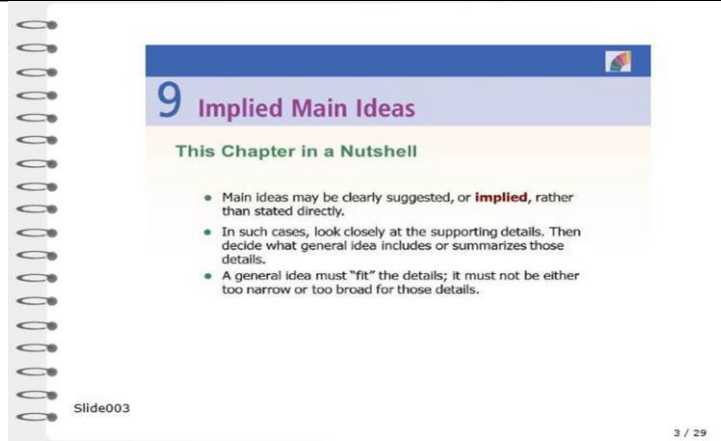
The following video excerpt will help you determine the main idea of a paragraph.




Ten Steps to Building Reading College Skills - Implied Main Ideas

Photo Album Activity

- **Photo Album** - This is an example of a lesson created with SoftChalk portrayed as a photo album. Pages may be turned as you would a photo album. Pages may be turned forward or in reverse order. Slide number and total number of slides are depicted as well.



- **Activity icon**  Double clicking this icon will open up an activity such as a Quiz or Crossword puzzle.

Below, is a crossword puzzle featuring terms used when discussing tone and style



- **Quiz Group Icon** – as noted below, can be accessed by double clicking the icon or by pressing the “Enter Key.”

Note – The example to the right displays a quiz that contains multiple choice questions. In some instances, a “View Hint” button will be made available to facilitate learning.

Directions for questions 1–9
Read the passage and then choose the best answer to the question. Answer

Quiz Group

1. When we think of volcanoes, eruptions, lava, and smokefilled air come to mind—all occurring on land. Most people are surprised to learn about the prevalence of underwater volcanoes on our planet. Because the lava and smoke spilling out of an active, underwater volcano is contained by the ocean, people generally do not take note of these eruptions. However, the largest underwater volcanoes are capable of creating huge tidal waves, threatening coastal communities. The main idea of the passage is that

☐ a. traditional volcanoes and underwater volcanoes are similar

☐ b. the lava and smoke from an underwater volcano is contained by the sea

☐ c. most tidal waves are caused by underwater volcanoes


☐ d. underwater volcanoes receive little attention but can be dangerous

[View Hint](#)

- **Flash Cards** – an example of a mathematics flash card activity. Some activities as this one, will allow for multiple retries.

Ready? Now Give it a try.

To begin, click on the deck of cards and drag to the appropriate category.

Proper Fraction	Improper Fraction	Mixed Numeral
$\frac{0}{89}$	$\frac{4}{4}$	
	$11\frac{3}{8}$	

6/8

Re-start

- **Sample Practice Tests** – The sample noted to the right was created in PDF Format. Answers to these tests will be contained at the end of the document.

College Mathematics Practice Test

Review the following questions only if you have already successfully completed second year algebra or a higher level mathematics course.

1. $(x + y)^2 + (x - 3y)^2 =$

- a) $2x^2 + 8xy + 10y^2$
 b) $2x^2 + 10y^2$
 c) $2x^2 + 7y^2$

- d) $2x^2 - 8y^2$
 e) $2x^2 - 4xy + 10y^2$

2. If $f(x) = \frac{x-5}{2}$ and $g(x) = x^2 - 2x$ then $g(f(-1)) =$

- a) 1 b) 3 c) 15 d) 9 e) -3

- **Avatar's** – Sample Avatar's such as this one will provide audio narration for informative purpose or instructions on performing a specific task. An Avatar can be activated by clicking on the play button as noted below.

