

El Paso Community College Fact Book



Fall 2024

Produced by the Office of Institutional Planning
and the Office of Institutional Research

Published July 2025

Table of Contents

Table of Contents.....	Page i-iii
College Information.....	Page 1
Accreditation	Page 1
Vision, Mission, Strategic Goals	Page 1
Board of Trustees	Page 2
Administration at EPCC.....	Page 3
About the El Paso Community College Fact Book.....	Page 3
EPCC Accolades and Awards, 2024	Page 4
Internet & Social Media.....	Page 6
Tuition & Fees, Fall 2024.....	Page 6
Employees, Fall 2024	Page 6
EPCC Faculty by Full and Part-Time Status and Gender, Fall 2024	
Faculty by Race/Ethnicity, Fall 2024	
Service Area	Page 7
Locations	Page 7
The Community We Serve	Page 8
Demographics for El Paso County, Texas, and the United States	
Total Hispanic Population as of July 1, 2024	
Educational Attainment.....	Page 9
Highest Educational Attainment by Persons 25 Years and Older, 2019-2023	
Persons 25 Years and Older with an Associate's, Bachelor's, or Graduate/Professional Degree, 2019-2023	
Income and Poverty Statistics 2019-2023	Page 10
Median Household Income (in 2023 dollars), 2019-2023	
Persons in Poverty, 2019-2023	

**Cover picture by Rudy Gutierrez*

Employment.....	Page 11
Employed Civilians in El Paso County by Occupational Categories Community, 2019-2023	
Community.....	Page 12
Community Demographics Reflected in EPCC Enrollment, Fall 2024	
Contributing to Our Community	Page 13
Degrees and Certificates Awarded, 1972-2024	
Historical Tuition and Fees for El Paso Community College.....	Page 14
Credit Student Demographics.....	Page 15
Fall 2024 Demographics for All Students	
Credit Enrollment	Page 16
Enrollment of Students at Each Location, Fall 2024	
Dual Credit, Early College HS, P-TECH, and Distance Learning Enrollments, Fall 2024	
Enrollment by Students Receiving Any Financial Aid, Fall 2024	
Enrollment by Student Type, Fall 2024	
Fall 2023 Demographics for First-Time in College (FTIC).....	Page 17
First-Time in College Students by Ethnicity, Fall 2024	
First-time in College Students Persistence and Retention.....	Page 18
Top 10 Majors of First-Time in College Students, Fall 2024	
First-time in College Students by High School.....	Page 19
Total First-Time in College Students by Last High School Attended, Fall 2024	
Graduates, Academic Year 2023 - 2024.....	Page 20
Total Degrees by Award Type, 2023-2024	
Reverse Transfer Graduates for 2023-2024	
Total Graduates by Award Type, 2023 - 2024.....	Page 21
Graduates by Program and Degree Type, Academic Year 2023-2024	
State Reported Graduation Rates	Page 26
Texas Higher Education Coordinating Board: 2024 Graduation Rates within 3, 4 and 6 Years, by Full and Part-time Status	
Pathways in Technology Early College High Schools (P-TECH), Fall 2024.....	Page 27
Early College High Schools, Fall 2024	Page 28

Dual Credit	Page 29
Dual Credit Enrollment by Gender, Fall 2024	
Dual Credit Enrollment by Ethnicity, Fall 2024	
Early College High School.....	Page 29
Early College High School Enrollment by Gender, Fall 2024	
Early College High School by Ethnicity, Fall 2024	
Military Affiliated Students.....	Page 30
Military Affiliated Student Enrollment, Fall 2024	
Enrollment of Military Affiliated Students by Gender, Fall 2024	
Enrollment of Military Affiliated Students by Full and Part Time Status, Fall 2024	
State Reported Licensure Rates	Page 31
2023-2024 Annual Licensure Report, Based on Program-Level Reporting	
Continuing Education Students.....	Page 32
Continuing Education Enrollment by Gender, Quarter 1, Fall 2024	
Continuing Education Enrollment by Ethnicity, Quarter 1, Fall 2024	
Enrollment in Continuing Education Disciplines, Quarter 1, Fall 2024	
Glossary	Page 33



Photos by Rudy Gutierrez

EL PASO COMMUNITY COLLEGE

COLLEGE INFORMATION

Address.....9050 Viscount Blvd., El Paso, TX 79925
Mailing Address.....P.O. Box 20500, El Paso, TX 79998
Main Phone Number.....915.831.EPCC
President.....Dr. William Serrata
Established.....June 1969
Colors.....Teal and Purple
Mascot.....Tejano

ACCREDITATION

El Paso County Community College District is accredited by the Southern Association of Colleges and Schools Commission on Colleges (SACSCOC) to award associate degrees. Degree-granting institutions also may offer credentials such as certificates and diplomas at approved degree levels. Questions about the accreditation of El Paso County Community College District may be directed in writing to the Southern Association of Colleges and Schools Commission on Colleges at 1866 Southern Lane, Decatur, GA 30033-4097, by calling (404) 679-4500, or by using information available on SACSCOC's website (www.sacscoc.org).

VISION STATEMENT, FALL 2024

EPCC will be a progressive educational leader transforming our future.

MISSION STATEMENT, FALL 2024

The mission of El Paso Community College is to ensure affordable, high quality education and career pathways from start to finish.

STRATEGIC GOALS, FALL 2024

1. Provide Quality Education to Meet Students' Diverse Needs
2. Drive Student Success
3. Foster Engagement and Increase Partnerships
4. Sustainability

BOARD OF TRUSTEES, FALL 2024



Mr. Brian Haggerty
Chair of the Board
District 2, Northeast
brian.haggerty@epcc.edu



Dr. Carmen Olivas Graham
Vice Chair of the Board
District 5, East
carmen.graham@epcc.edu



Mrs. Bonnie Soria Najera
Secretary of the Board
District 7, Lower Valley
bonnie.najera@epcc.edu



Ms. Belen Robles
Board Trustee
District 3, Central
belen.robles@epcc.edu



Ms. Nina Piña
Board Trustee
District 6, Southeast
nina.pina@epcc.edu



Mr. Jesus Mendez
Board Trustee
District 4, Central/South
jesus.mendez@epcc.edu



Mr. John E. Uxer, Jr.
Board Trustee
District 1, Westside
john.uxer@epcc.edu

El Paso



ADDITIONAL COLLEGE INFORMATION

Year Founded: 1969

Peer Group: Very Large College

Degrees Offered: Associate of Arts,
Associate of Arts in Teaching,
Associate of Science,
Associate of Applied Science Degrees,
and Certificates

Hispanic Serving Institute: Yes

Open Door Enrollment: Yes

Specialized Admissions for Health Careers: Yes

The El Paso Community College District does not discriminate on the basis of race, color, national origin, religion, sex, age, disability, or veteran status.

EPCC CABINET, FALL 2024

Dr. William Serrata
President
(915) 831-6511
wserrata@epcc.edu

Dr. Carlos Amaya
Vice President
Student & Enrollment
Services
(915) 831-2640
camaya3@epcc.edu

Mr. Fernie Flores
Vice President
Finance and Administration
(915) 831-6391
fflore63@epcc.edu

Dr. Julie Penley
Vice President
Research, Accreditation
& Planning
(915) 831-6715
jpenley@epcc.edu

Dr. Steven E. Smith
Vice President
Instruction & Workforce
Education/CAO
(915) 831-6471
ssmith54@epcc.edu

Ms. Malena Field
Interim Associate Vice President
Human Resources & Compliance
(915) 831-6458
mfield5@epcc.edu

Mr. Marco Fernandez
Interim Associate Vice President
Information Technology
(915) 831-6498
mferna56@epcc.edu

Dr. Paula Mitchell
Associate Vice President
Instruction & Student Success
(915) 831-6735
pmitch8@epcc.edu

Dr. Keri Moe
Associate Vice President
External Relations,
Communication
& Development
(915) 831-6526
kmoe@epcc.edu

Mr. Blayne Primozych
Associate Vice President
Workforce & Continuing
Education
(915) 831-7724
bprimozi@epcc.edu

Ms. Ana Zuniga
Associate Vice President
Budget & Financial
Services
(915) 831-6654
azunig64@epcc.edu

ABOUT THE EL PASO COMMUNITY COLLEGE FACT BOOK

The Fact Book is designed to provide a “snapshot” of the Fall 2024 semester at El Paso Community College. This public document is designed to provide easy access to data and information about El Paso Community College that may be used in grant writing, planning and assessment efforts or other data-centered endeavors. This current edition focuses mainly on Fall 2024, although several tables and charts do provide data for a full year.

The College’s Office of Institutional Planning, in collaboration with the Office of Institutional Research, created this publication using data from student records, the EPCC Dashboards, the U.S. Census Bureau, and the Texas Higher Education Coordinating Board. Both offices have made every effort to ensure the accuracy of this information.

The Fact Book is divided into two major sections. The first section displays a teal border at the bottom of each page focusing mainly on data for faculty, staff and the community in El Paso County located in El Paso, Texas. The second section displays a light blue border at the bottom of each page, focusing on students attending El Paso Community College, and it is with pride that we present the Fall 2024 Fact Book. We encourage you to review this publication in its entirety to appreciate all that El Paso Community College has to offer the community and surrounding areas.



Former EPCC Student Publishes Book

Abi Olvera, a former EPCC student, published her first book titled “The Underdog’s Guide to Scholarships: Get big money for your dream college.” Ms. Olvera is a 2010 EPCC graduate who went on to get a bachelor’s at the University of Richmond and a master’s at Yale while receiving scholarships. She currently works for the Department of State as a Foreign Service Officer. While at EPCC, she joined various student extracurriculars, volunteered, and got excellent grades which allowed her to get full scholarship offers from universities across the country. Ms. Olvera acknowledges EPCC in her book opening, “To El Paso Community College because, as your slogan goes, you really are ‘the best place to start!’”

EPCC Accepted the Bellwether 2024 Legacy Finalist Award EPCC accepted the Bellwether 2024 Legacy Finalist award at the 2024 Community College Futures Assembly in San Antonio, Texas. The award is for the Bridges Program that started in 1993 as a dynamic partnership between El Paso Community College (EPCC) and the University of Texas at El Paso (UTEP) to effectively train research-oriented students who bridge from community college to university to complete baccalaureate degrees in biomedical fields. The Bridges program provides students rigorous training including mentored research experiences, interactive training workshops, community-building activities, and professional development opportunities.

Student-Parent Resource Center Opens at the Valle Verde Campus

Valle Verde is the fifth campus to open a fully operational family friendly center (FFC) for student parents. The announcement was made through an Open House celebration at the facility and provides a welcoming study space for EPCC students and their children to promote learning through a two-generational approach. The Valle Verde Campus Parent Resource Center is a room that has a play space for children including toys, books, crawling area, and child-sized furniture. Desks and computers are available for adults or older children to study. EPCC was one of four institutions awarded the Ascend at the Aspen Institute - Postsecondary Leadership Circle (PLC) Activation Fund grant, which help fund this center.

EPCC Science Students Among World's Best at Global Symposium

Computer Science instructor, Dr. Christian Servin, along with two Computer Science students and Student Technology Services (STS) Peer Leaders, Ivan Alonso and Emiliano Garcia, presented at the Technical Symposium of the Special Interest Group in Computer Science Education (SIGCSE TS) program held in Portland, Oregon. The EPCC team's work was competitively selected for inclusion in a category that included more than 30 submissions from different countries. Their work is considered among the top six assignments in the computer science community for 2024 globally and is the first time that the Nifty Assignments session has accepted a community college assignment in this track. EPCC's winning assignment now is a part of a body of work that also includes assignments from Tier One universities including Stanford, UC-Berkeley, Princeton and others.

EPCC Early College Graduate Earns Engineering Degree

Robert Dickerson is the first Early College High School graduate to complete a degree in Mechanical Engineering alongside a high school diploma. The Pebble Hills High School student credits his family with help through the maze of high school and college courses. “They are very impressed with the level of education EPCC provided me, while also allowing me to be a high school student,” added Dickerson. He planned to attend Texas A&M in College Station in fall 2024.

The Best Place to Start *and Finish!*

EPCC ACCOLADES AND AWARDS CONTINUED

EPCC Advanced Technology Center Partners with UTEP Aerospace

El Paso Community College (EPCC) made its partnership official with UTEP Aerospace Center and Workforce Solutions Borderplex for the ADTech program. The program's first cohort will train eight students in the Welding and Machining programs at the Advanced Technology Center. This fast-paced training of a total of 140 hours will allow students to learn different skills in both programs to prepare them to be Instrumentation Process Technicians. After their training is completed, students will be placed in the high-tech industry earning high wages.

A New Beginning for HS Equivalency Grads

More than 140 students GED graduates were honored in a heartwarming ceremony as they received their hard-earned diplomas, marking a significant milestone in their educational journeys. The event highlighted the determination and perseverance of adult learners who overcame challenges to achieve this critical academic credential. The High School Equivalency program helps agricultural, and farmworker families obtain the GED.



EPCC Celebrates Vocational Nursing Program's 30 Graduates

EPCC celebrated 30 Licensed Vocational Nurse (LVN) graduates, ten of whom were graduates from Silva Magnet High School. We are proud of our 30 Vocational Nursing graduates. Most of them have already been hired in the El Paso community, which will help the ongoing nursing shortage in the area. Established in 1972, EPCC's nursing program is the oldest nursing program/school in our community. EPCC graduates approximately 175 nurses per year from our programs, with 65 full-time and part-time faculty.

EPCC Cares Coordinator Earns Distinguished Service Award

Dr. Carmen Castillo-Attar earned the 2024 Texas Counseling Association Distinguished Service Award for her 21 years of service. Originally starting out as a Counselor at CSD, Dr. Castillo-Attar is now the Coordinator for EPCC Cares, a new program created to provide mental health and social services to students. The Awards Ceremony and President's Reception took place in Dallas, Texas. Dr. Castillo-Attar has been a member of the Texas Counseling Association (TCA) since 2005, as a TCA Board Member, TCA Senator, TCA committee chair, and TCA Chapter President.

Compass Award Winners Announced by Student Learning Outcomes

Student Learning Outcomes (SLO) Department awarded their annual Compass Awards at the Transmountain campus. The Compass is a recognition of outstanding efforts by a Program/Discipline to enhance student learning through intentional assessment design. The 2024 Compass Award winners included EPCC Pathways Change Maker: Zoe Spiliotis, EPCC Assistant Professor of Art; Compass Award Honoree's Course Learning Outcomes: Government; Program Learning Outcomes: Nursing. The 2024 Compass Award recognized the outstanding assessment work from the following disciplines: Government, English as a Second Language, the Language Institute, Engineering, Teacher Preparation, Philosophy, and Nursing. Just as a compass empowers the user to navigate, assessment work allows us to understand how to guide our programs and disciplines in the direction of improving student learning.

Excellence in Education Awards Announced

Several faculty members were given Excellence in Education Awards for their exemplary work with their colleagues and their students and demonstrated excellence in their field. They represent the best of EPCC's employees and serve as outstanding role models. Full Time Faculty Achievement Awards were given to Dr. Kim Diaz, Assistant Professor, Philosophy; Ms. Rosalia Ortega, Associate Professor, Biology; and Dr. Jose A. Pacheco-Lucero, Professor, Biology. Adjunct Faculty Achievement Awards were given to Ms. Patricia S. Barrientos, Mathematics; Mr. Samuel W. Forsythe, English; and Ms. Karen H. Kaplowitz, Nutrition. The Faculty Achievement Award was given to Ms. Carrie A. Van Houdt, Assistant Professor of Psychology, who was also a state-wide Minnie Piper Award nominee, the highest honor that can be bestowed on a Faculty Achievement awardee.



The Best Place to Start!



INTERNET & SOCIAL MEDIA

EPCC Website.....www.epcc.edu
EPCC X (formerly Twitter).....<https://twitter.com/EPCCNews>
EPCC Facebook.....<https://www.facebook.com/EPCCNews/>
EPCC Instagram.....<https://www.instagram.com/epccnews/>

TUITION & FEES, FALL 2024

Resident	12 Credit Hours	<ul style="list-style-type: none">Tuition: \$1,392Fees: \$240
Non-Resident		<ul style="list-style-type: none">Tuition: \$2,412Fees: \$240

Source: El Paso Community College Fall 2024 Catalog

EMPLOYEES, FALL 2024

Employees: 593

Faculty: 731

Part-Time


Full-Time

Employees: 708

Faculty: 446

Source: Employee Ethnicity Statistical Report, October 2023, El Paso Community College Human Resources

EPCC Faculty by Full and Part-Time Status and Gender, Fall 2024



Full-Time

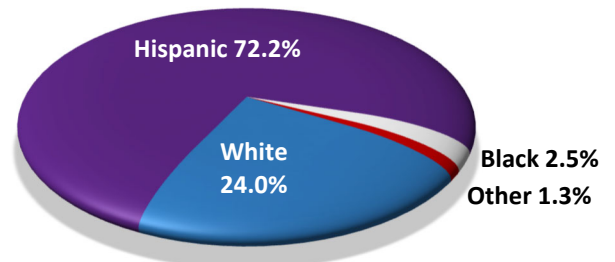
Females
257 (57.6%)
Males
189 (42.4%)

Part-Time

Females
357 (48.8%)
Males:
374 (51.2%)

Faculty by Race/Ethnicity, Fall 2024

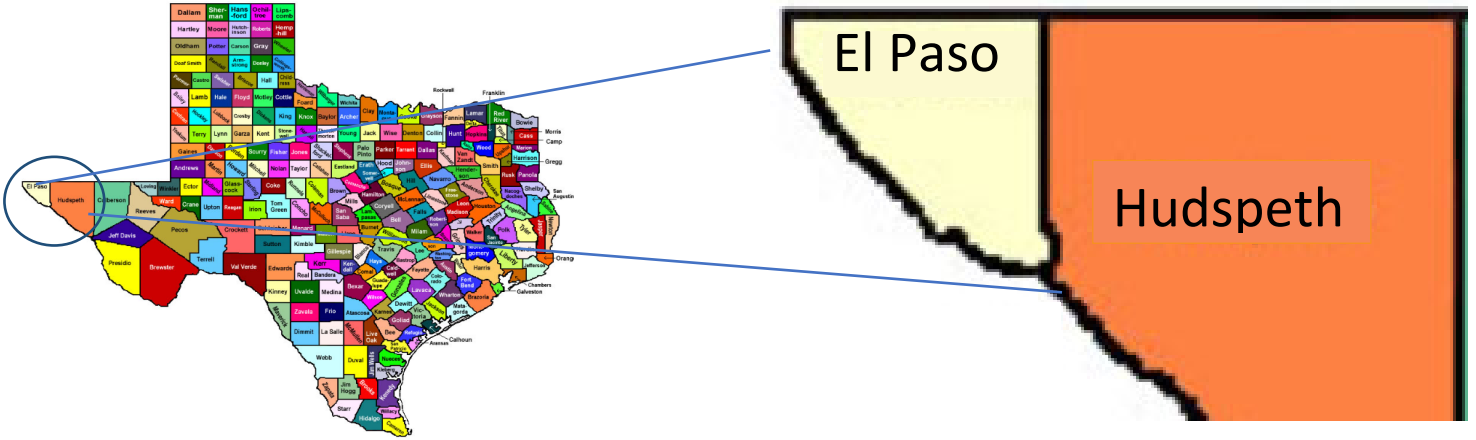
N=1,177



Note: "Other" includes Pacific Islander, Asian, and Native American/Alaska Native faculty

Source: Employee Ethnicity Statistical Report, October 2024, El Paso Community College Human

SERVICE AREA



LOCATIONS



Administrative Services Center
9050 Viscount Blvd., El Paso, TX 79925



Rio Grande Campus
100 W. Rio Grande Ave., El Paso, TX 79902



Mission Del Paso Campus
10700 Gateway East, El Paso, TX 79927



Transmountain Campus
9570 Gateway Blvd. North, El Paso, TX 79924



Valle Verde Campus
919 Hunter Dr., El Paso, TX 79915



Northwest Campus
6701 South Desert Blvd, El Paso, TX 79932

Photos by Fernie Garcia

THE COMMUNITY WE SERVE

Demographics for El Paso County, Texas, and the United States

Population	El Paso County	Texas	United States
Population, Estimate, July 1, 2024, (V2024)	875,784	31,290,831	340,110,988
Population, percent change - April 1, 2020 (estimates base) to July 1, 2024, (V2024)	1.2%	7.3%	2.6%
Population Characteristics			
Veterans, 2019-2023	47,304	1,408,009	16,569,149
Foreign born persons, percent, 2019-2023	23.1%	17.2%	13.9%
Age and Sex			
Persons under 5 years, percent	6.4%	6.3%	5.5%
Persons under 18 years, percent	25.7%	24.8%	21.7%
Persons 65 years and over, percent	13.5%	13.7%	17.7%
Female persons, percent	50.3%	50.1%	50.5%
Race / Hispanic Origin			
White, not Hispanic or Latino, percent	11.1%	39.6%	58.4%
Black or African American alone	4.5%	13.6%	13.7%
American Indian and Alaska Native alone	1.1%	1.1%	1.3%
Asian alone, percent	1.5%	6.0%	6.4%
Native Hawaiian and other Pacific Islander alone	0.2%	0.2%	0.3%
Two or More Races, percent	1.6%	2.3%	3.1%
Hispanic or Latino, percent	82.8%	39.8%	19.5%
White alone*	91.0%	76.8%	75.3%

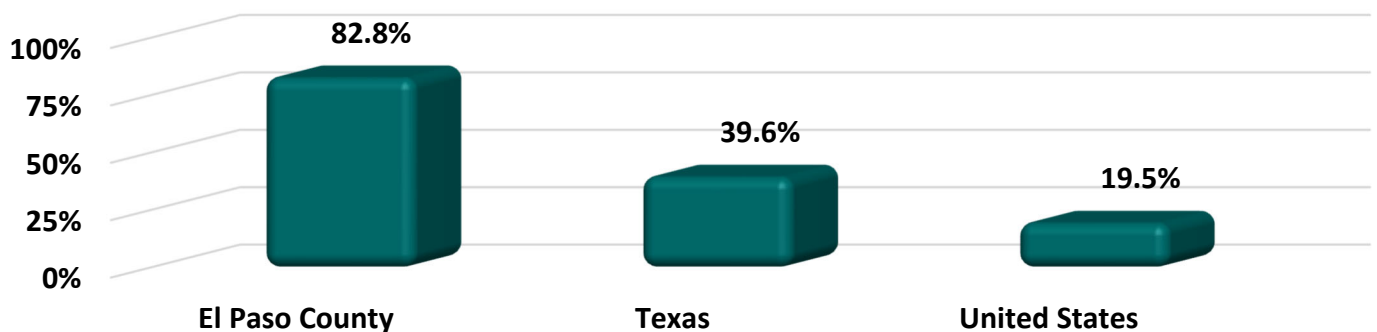
Notes: Vintage year 2024 is the most current year available from the U.S. Census as of June 2024. V2024 is in reference to a "vintage year" by the U.S. Census and refers to the final year of the series 2020 through 2024

"White, not Hispanic or Latino, percent" refers to persons who are not Hispanic or Latino, who responded "No, not Spanish/Hispanic/Latino" and who reported "White" as their only entry in the race question.

"White alone" can include Hispanics who may be of any race and so are included in this category and any other applicable categories.

Source: U.S. Census Bureau, El Paso County Quickfacts 2024

Total Hispanic Population as of June 24, 2024



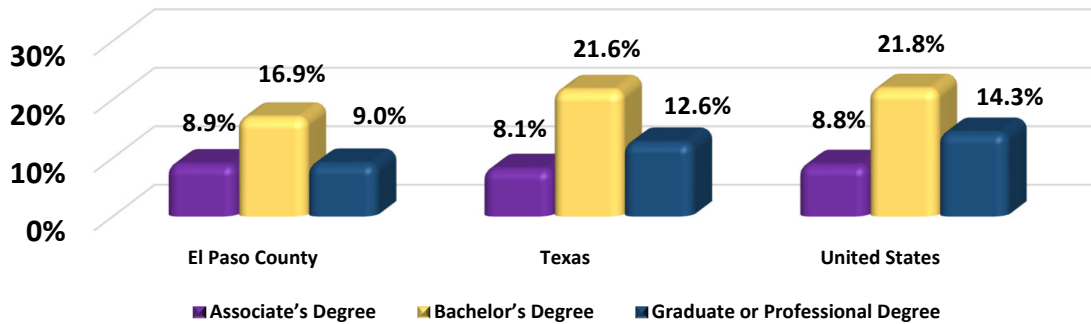
Source: U.S. Census Bureau, El Paso County Quick facts 2023.

EDUCATIONAL ATTAINMENT

Highest Educational Attainment by Persons 25 Years and Older: 2024

Attainments	El Paso County	Texas	United States
No. of Persons 25 Years and Older	553,666	20,029,477	231,791,117
Less than 9 th grade	12.1%	7.1%	4.6%
9 th to 12 th grade, No Diploma	6.8%	6.6%	5.6%
High School Graduates (includes equivalency)	26.0%	24.2%	25.9%
Some College, No Degree	20.3%	19.8%	18.9%
Associate's Degree	8.9%	8.1%	8.8%
Bachelor's Degree	16.9%	21.6%	21.8%
Graduate or Professional Degree	9.0%	12.6%	14.3%
Total High School or higher	81.1%	86.3%	89.8%
Total Bachelor's or higher	25.9%	34.2%	36.2%

Percent of Persons 25 and Older with an Associate's, Bachelor's or Graduate/Professional Degree, 2024



Source: U.S. Census Bureau, 2023, American Community Survey 1-Year Estimates (Table S1501)

Notes: *The data for 2023 is the most recent available from the U.S. Census. Percentages have been rounded to the nearest decimal place by the U.S. Census Bureau; therefore, totals may not sum exactly due to rounding.



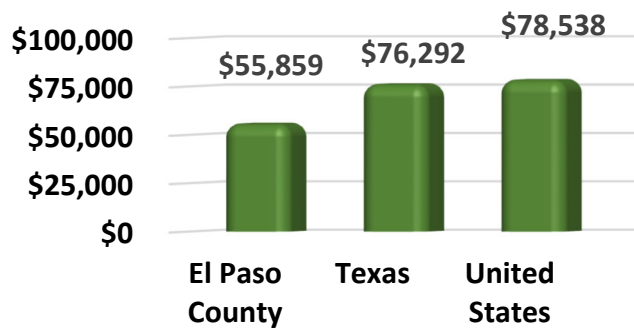
Photos by Rudy Gutierrez



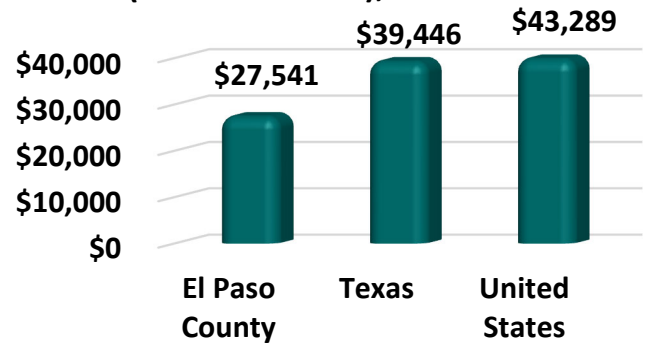
Income and Poverty Statistics, 2019-2023

	El Paso County	Texas	United States
Median household income (in 2023 dollars), 2019-2023	\$58,859	\$76,292	\$78,538
Per capita income in past 12 months (in 2023 dollars), 2019-2023	\$27,541	\$39,446	\$43,289
Persons in poverty, percent	18.5%	13.7%	11.1%

Median Household Income
(in 2023 dollars), 2019-2023



Per capita income
(in 2023 dollars), 2019-2023



Source: U.S. Census Bureau, El Paso County, Texas, US Quickfacts 2024;

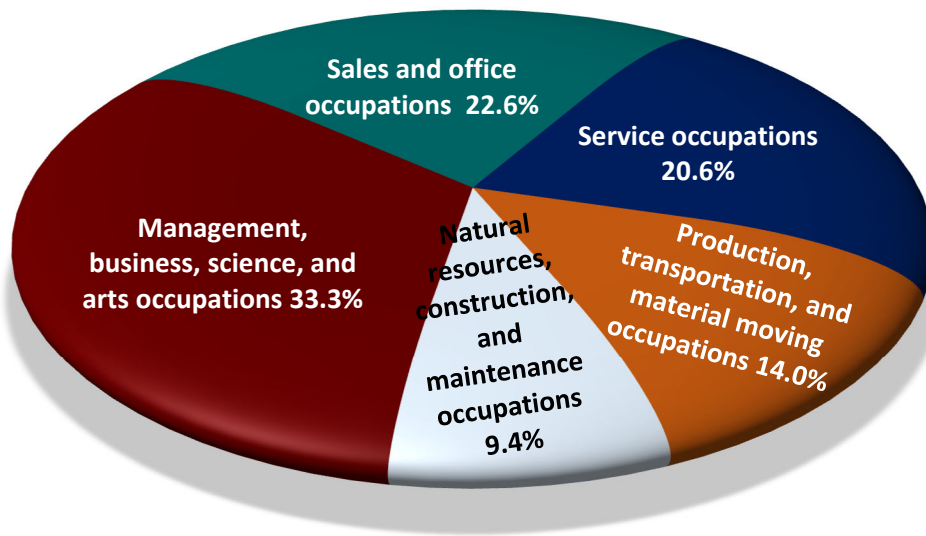
*Note: The data for 2019-2023 is the most recent available from the U.S. Census.



Photo by Rudy Gutierrez

EMPLOYMENT

Employed Civilians in El Paso County by Occupational Categories, 2024



Occupational Category	Number	Percent
Civilian employed population, 16 years and over	388,577	100.0%
Management, business, science, and arts occupations	129,462	33.3%
Sales and office occupations	88,001	22.6%
Service occupations	80,144	20.6%
Production, transportation, and material moving occupations	54,276	14.0%
Natural resources, construction, and maintenance occupations	36,694	9.4%

Source: U.S. Census Bureau, 2023 American Community Survey 1-Year Estimates Data Profile (S2406), El Paso County, TX

Notes: *The data for 2023 is the most recent available from the U.S. Census



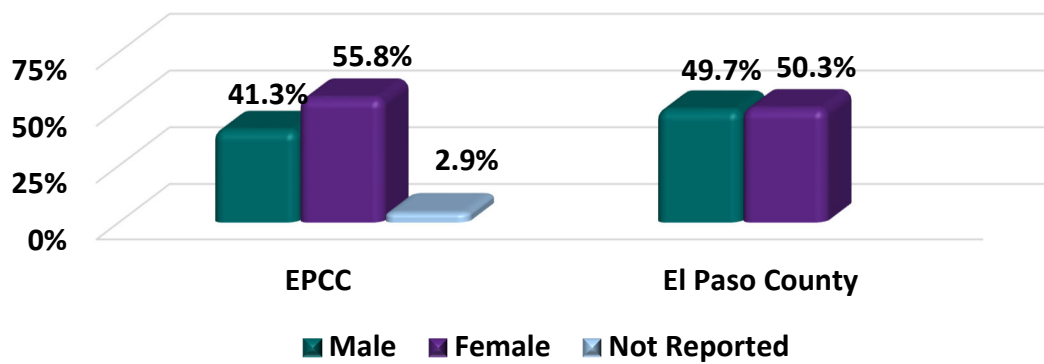
Photos by Rudy Gutierrez



Photos by Rudy Gutierrez

COMMUNITY DEMOGRAPHICS

Community Demographics Reflected in EPCC Enrollment, Fall 2024



Source: U.S. Census Bureau, El Paso County Quick facts 2024; EPCC Dashboards

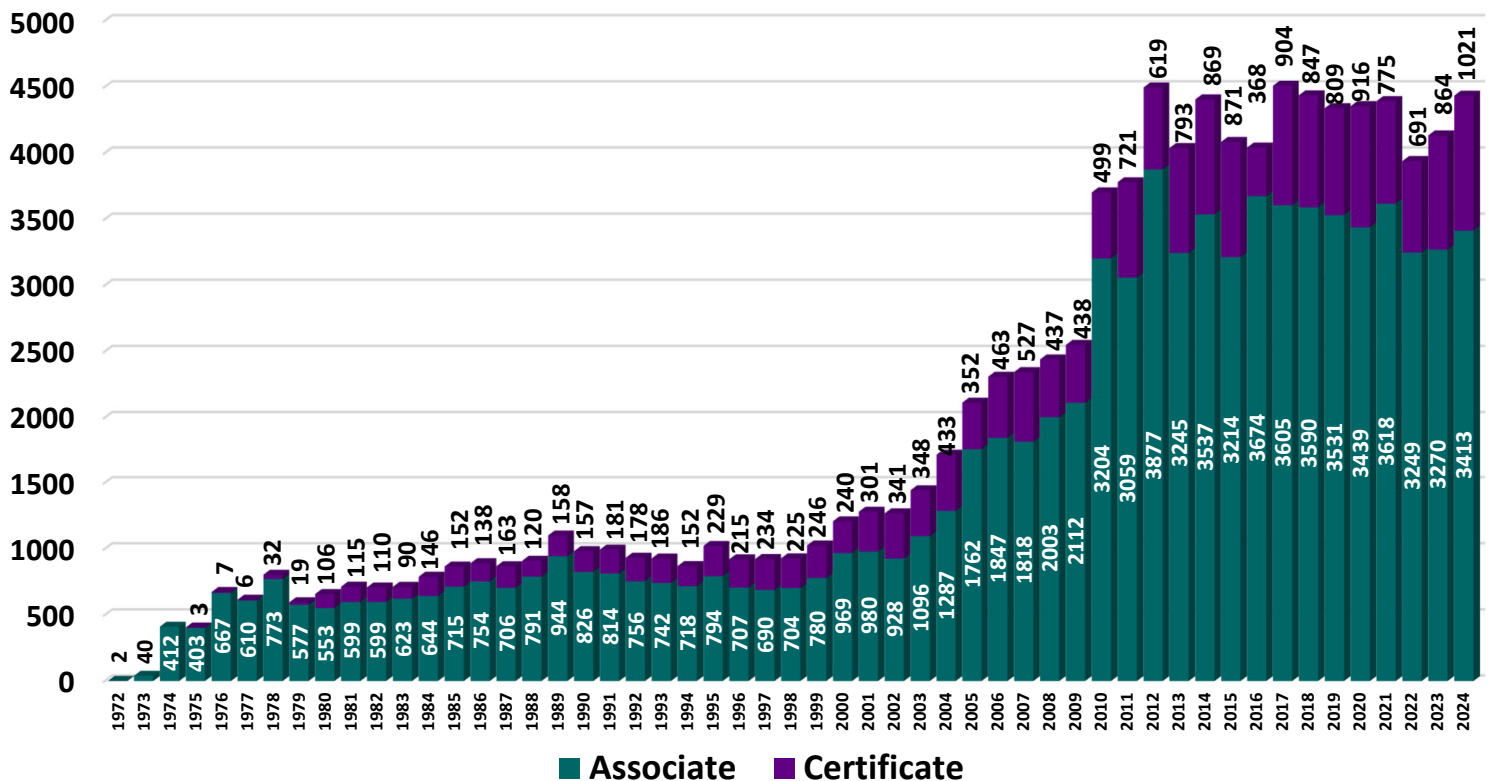


Photos by Rudy Gutierrez



CONTRIBUTING TO OUR COMMUNITY

Degrees and Certificates Awarded, 1972-2024



Note: Numbers listed on top (in black) are the number of Certificates awarded for an academic year. No certificates were awarded until 1975, therefore the numbers listed for 1972 - 1974 are for Associate's Degrees awarded.

Sources: Student Banner Files; EPCC Dashboards




Photo by Ingrid Leyva



Photo by Ingrid Leyva

Historical Tuition and Fees for El Paso Community College, 12 Credit Hours

Year	Tuition and Fees	
	Fall (In-State)	Fall (Out-of-State)
1971	\$88	\$560
1972	\$96	\$560
1973	\$97	\$560
1974	\$97	\$560
1975	\$97	\$560
1976	\$97	\$560
1977	\$98	\$482
1978	\$98	\$482
1979	\$98	\$482
1980	\$98	\$482
1981	\$124	\$482
1982	\$124	\$482
1983	\$124	\$482
1984	\$148	\$506
1985	\$224	\$766
1986	\$224	\$766
1987	\$224	\$766
1988	\$224	\$766
1989	\$224	\$766
1990	\$224	\$766
1991	\$279	\$790
1992	\$301	\$990
1993	\$323	\$1,090
1994	\$323	\$1,090
1995	\$380	\$1,225
1996	\$394	\$1,239
1997	\$408	\$663

Year	Tuition and Fees	
	Fall (In-State)	Fall (Out-of-State)
1998	\$411	\$666
1999	\$467	\$678
2000	\$479	\$690
2001	\$539	\$750
2002	\$589	\$800
2003	\$620	\$840
2004	\$632	\$852
2005	\$666	\$903
2006	\$710	\$982.50
2007	\$710	\$982.50
2008	\$710	\$982.50
2009	\$834	\$1,110
2010	\$834	\$1,110
2011	\$924	\$1,248
2012	\$972	\$1,812
2013	\$1,032	\$1,812
2014	\$1,032	\$1,812
2015	\$1,188	\$2,016
2016	\$1,368	\$2,256
2017	\$1,368	\$2,256
2018	\$1,500	\$2,424
2019	\$1,500	\$2,424
2020	\$1,632	\$2,652
2021	\$1,632	\$2,652
2022	\$1,632	\$2,652
2023	\$1,632	\$2,652
2024	\$1,632	\$2,652

Source: EPCC Catalogs 1971-1981; EPCC Credit Class Schedules, Fall 1981 – Fall 2018;
<https://www.epcc.edu/Admissions/Tuition/non-resident-fees, 2019-2024>



Photo by Ingrid Leyva

CREDIT STUDENT DEMOGRAPHICS

FALL 2024 DEMOGRAPHICS FOR ALL STUDENTS

Total Headcount (Unduplicated): 25,563

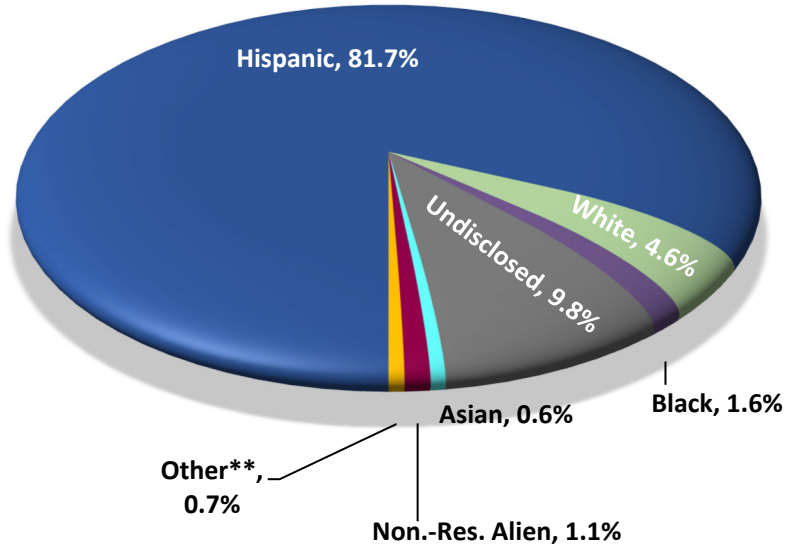
Full-Time: 8,150 (31.9%) Part-Time: 17,413 (68.9%)

Female: 14,264 (55.8%) Male: 10,558 (41.3%)

Undisclosed: 741 (2.9%)

First Generation Students†: 6,177 (46.9%)

(6,177 of 13,170 total surveyed)



Median Age: 20

Average Age: 20

Mode (Most frequently found age): 19

Enrollment by Major Type

Academic Major Students: 20,911

Vocational/Technical Major Students: 4,501

Undeclared, Non-Degree Seeking Students: 151


Full-Time Equivalent (FTE) students*: 14,366

Number of Students Served by the
Center for Students with Disabilities: 550

†A First-Generation Student is a student who is the first member of his or her immediate family to attend a college or university; neither of his or her biological or adoptive parents have ever attended a college or university. Percentage is calculated from those persons who self-reported being a first-generation student on an EPCC survey given biannually ($=6,010 / 13,160 = 45.6\%$). Not all students enrolled completed the survey, therefore the percentage is based on the total who did complete it. (Source: THECB Glossary of Terms)

* Notes: FTEs are calculated by dividing total student credit hours by 15 (for the Fall term). ** "Other" category includes Native American, Pacific Islander, and persons with 2+ Races

Sources: Student Banner Files; EPCC Dashboards

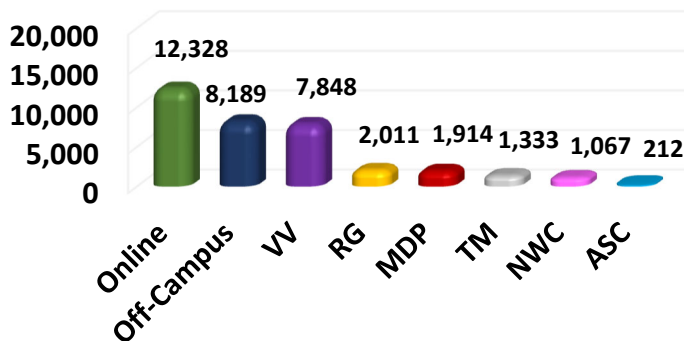




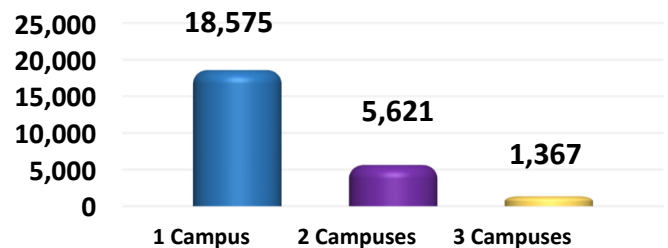
Photos by Rudy Gutierrez

CREDIT ENROLLMENT

Enrollment of Students at Each Location Fall 2024



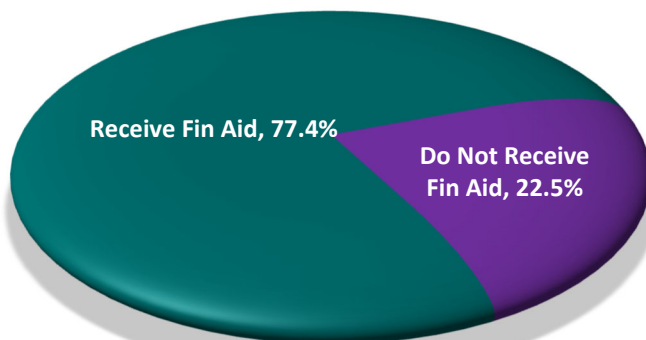
Total Campuses Students Attend, Fall 2024



*Note: Students are counted at each location they attend, therefore, numbers are duplicated.

Sources: EPCC Dashboards; Banner Student Files

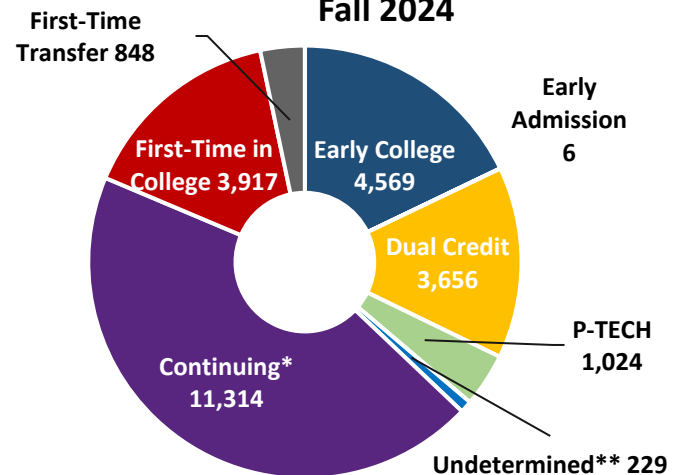
Enrollment by Students Receiving Any Financial Aid, Fall 2024



Note: Financial Aid includes grants, loans, work study, scholarships, exemptions and contracts, based on total enrollment.

Sources: EPCC Dashboards; Banner Student Files

Enrollment by Student Type, Fall 2024



Note: Students are counted at each location they attend, therefore, enrollments can be duplicated. Sources: EPCC Dashboards; Banner Student Files

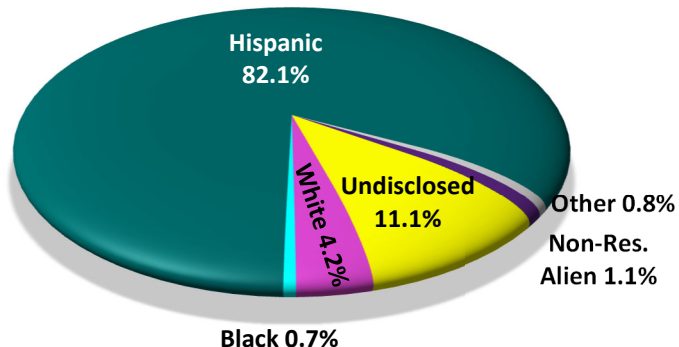
*Continuing students are those who are not new to EPCC but are continuing their studies.

**"Undetermined" denotes students who have a discrepancy in their reporting high school record that have not yet been corrected.

FALL 2024 DEMOGRAPHICS FOR FIRST-TIME IN COLLEGE (FTIC) STUDENTS

First-Time in College Student: A student in his or her first semester of college attendance, who has never attended any college previously and is not a Dual Credit nor an Early College High School student.

First-Time in College by Ethnicity, Fall 2024



N = 3,918

Full-Time Equivalent (FTE) students*: 2,782

Enrollment by Major Type

Academic Major Students: 3,201

Vocational/Technical Major Students: 713

Unknown: 6

Total FTIC Headcount (Unduplicated): 3,918

Full-Time: 2,490 (63.55%) Part-Time: 1,428 (36.5%)

Female: 2,083 (55%) Male: 1,692 (40.7%)

Undisclosed: 143 (4.3%)

Average Age: 19

Median Age: 18

Mode (Most frequently found age): 18

First Generation Students†: 50.5%
(1,040 of 2,061 total surveyed)



Number of First-Time in College Students Served by the Center for Students with Disabilities: 156

†A First-Generation Student is a student who is the first member of his or her immediate family to attend a college or university; neither of his or her biological or adoptive parents have ever attended a college or university. Percentage is calculated from those persons who self-reported being a first-generation student on an EPCC survey given biannually ($=1,040/2,061 = 50.5\%$). Not all students enrolled completed the survey, therefore the percentage is based on the total who did complete it. (Source: THECB Glossary of Terms)

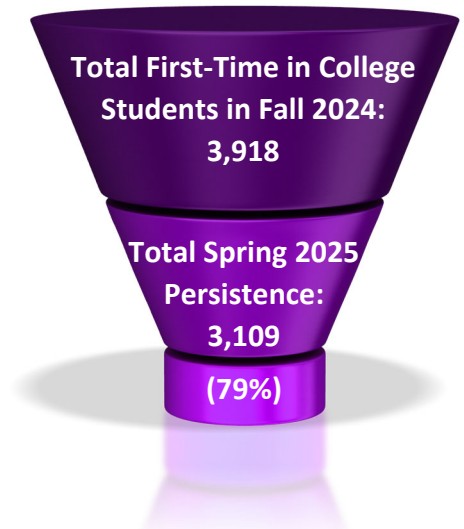
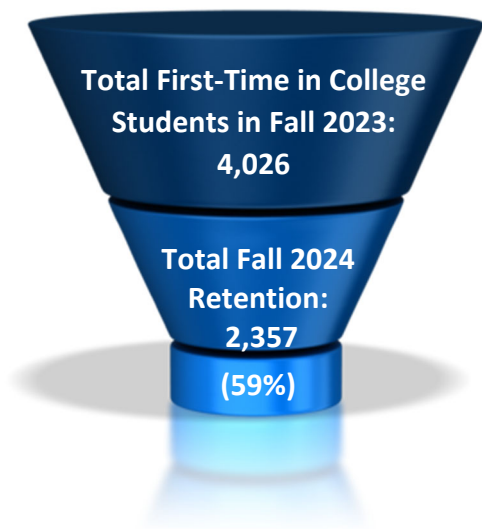
* Notes: FTEs are calculated by dividing total student credit hours by 15 (for the Fall term). ** "Other" category includes Native American, Asian, Pacific Islander, and persons with 2+ Races

Sources: Student Banner Files; EPCC Dashboards



Photo by Rudy Gutierrez

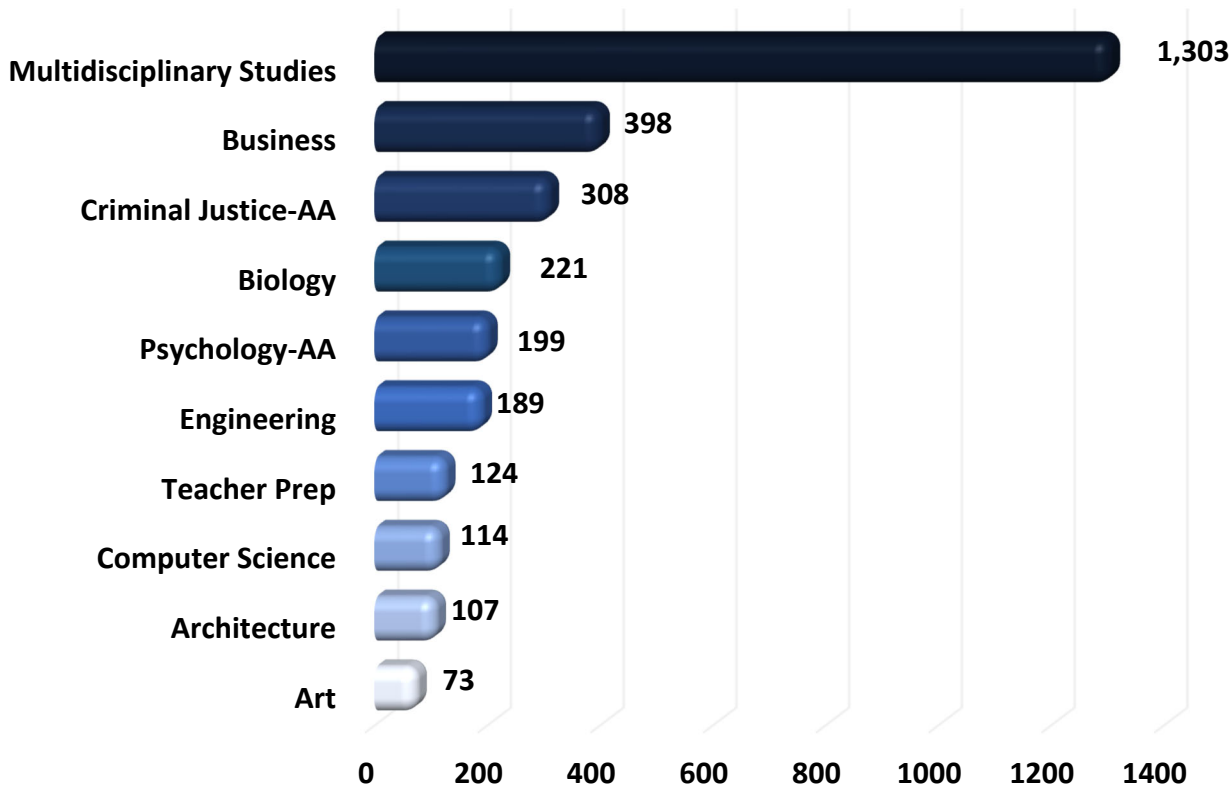
FIRST-TIME IN COLLEGE STUDENTS RETENTION AND PERSISTENCE



Sources: Student Banner Files; EPCC Dashboards

Note: As first-time in college (FTIC) students submit transcripts to EPCC, FTIC numbers are adjusted when students are found to have attended college elsewhere prior to EPCC. Therefore, FTIC numbers here may not match previous editions of EPCC Fact Books.

Top 10 Majors of First-Time in College Students, Fall 2024



Sources: Student Banner Files; EPCC Dashboards

FIRST-TIME IN COLLEGE STUDENTS BY HIGH SCHOOL

Total First-Time in College Students by Last High School Attended, Fall 2024

High School				High School				High School			
		High School Grads				High School Grads				High School Grads	
		No.	Percent			No.	Percent			No.	Percent
Canutillo Independent School District				Local Area Independent School District				Socorro Independent School District			
Canutillo		59	1.5%	Anthony		10	0.3%	Americas		143	3.6%
Total		59	1.5%	Fabens		21	0.5%	Eastlake		184	4.7%
Clint Independent School District				San Elizario		65	1.7%	El Dorado		120	3.1%
Clint		51	1.3%	Santa Teresa		11	0.3%	Montwood		197	5.0%
Horizon		117	3.0%	All Other Local ISDs with				Options HS		10	0.3%
Mountain View		68	1.7%	<10 Grads Attending EPCC		24	0.6%	Pebble Hills		146	3.7%
Total		236	6.0%	Total		131	3.3%	Socorro		170	4.3%
El Paso Independent School District				Miscellaneous				All Other Socorro ISD HS with			
Andress		100	2.6%	All Other Local ISDs with				<10 Grads Attending EPCC		0	0.0%
Austin		81	2.1%	<10 Grads Attending EPCC		194	4.9%	Total		970	24.7%
Bowie		97	2.5%	Total		194	4.9%	Ysleta Independent School District			
Burges		84	2.1%	No ISD				Bel Air		124	3.2%
Chapin		69	1.8%	HS-Texas		20	0.5%	Del Valle		137	3.5%
Coronado		77	2.0%	TX Home Schooled		16	0.4%	Eastwood		111	2.8%
El Paso		108	2.8%	with				Hanks		76	1.9%
Franklin		133	3.4%	<10 Grads Attending EPCC		1		Parkland		81	2.1%
Irvin		52	1.3%	Total		37	0.9%	Riverside		87	2.2%
Jefferson		93	2.4%	No ISD				Ysleta		92	2.3%
Silva Magnet		24	0.6%	Other Countries		22	0.6%	All Other Ysleta ISD HS with			
Sunset (Evening) HS		13	0.3%	Other U.S. HS		103	2.6%	<10 Grads Attending EPCC		8	0.2%
All Other El Paso ISD HS with				Mexico HS		189	4.8%	Total		716	18.3%
<10 Grads Attending EPCC		7	0.2%	Total		314	8.0%	Early College High Schools/Pathways in Technology Early College H.S			
Total		938	23.9%	Private High School				Empire ECHS		12	0.3%
				Lydia Patterson Inst. HS		16	0.4%	Hanks ECHS		12	0.3%
				All Other Private High Schools with				Mission ECHS		20	0.5%
				<10 Grads Attending EPCC		29	0.7%	Montwood ECHS		12	0.3%
				Total		45	1.1%	Parkland ECHS		13	0.3%
				Public Charter School				Pebble Hills ECHS		17	0.4%
				Davinci Science and Arts		18	0.5%	Socorro ECHS		17	0.4%
				El Paso Acad. East, West		31	0.8%	Trailblazers ECHS		13	0.3%
				Harmony Sci, Acad; Innovation		26	0.7%	All Other ECHS with			
				Premier HS of El Paso; East EP		13	0.3%	<10 Grads Attending EPCC		46	1.2%
				Triumph HS East, West		17	0.4%	Total		162	4.1%
				All Other Public Charter HS with				Pathways in Technology Early College HS			
				<10 Grads Attending EPCC		4	0.1%	All Other P-TECHS with			
				Total		109	2.8%	<10 Grads Attending EPCC		7	0.2%
								Total		7	0.2%

*Notes: * Miscellaneous includes GED, Grads from Other Countries (excluding Mexico)

**Percentages may not add to 100% due to rounding

Total First-Time in College Students Enrolled in Fall 2024 with a Reported High School: 3,918 (100%)

Sources: Student Banner Files; EPCC Dashboards

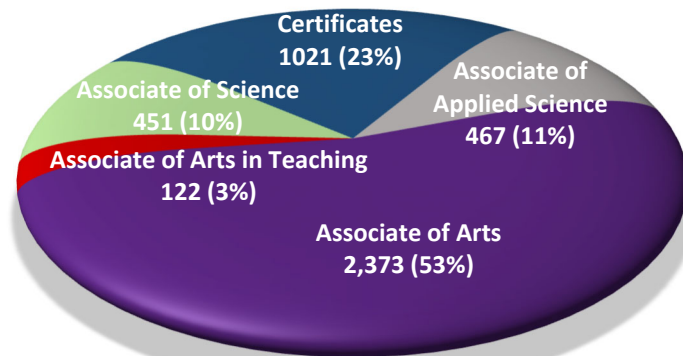




N=4,434

Sources: Student Banner Files; EPCC Dashboards

Total Degrees by Award Type, 2023-2024



Total Reverse Transfer Graduates for 2023-2024: 194 Colleges Attended by Reverse Transfer Graduates during 2023-2024

Reverse Transfer: A process established by the Texas Legislature in 2011 to help students who transfer from a public community college with at least 30 credit hours to a public university. The student must then complete a total of 66 credit hours between both institutions to receive an associate's degree from the Community College they previously attended.



Associate of Arts: 94
Assoc. of Arts in Teaching: 1
Associate of Science: 3



Associate of Arts: 7



Associate of Arts: 1



Associate of Arts: 5

Source: EPCC Student Banner Files, EPCC Dashboards

**You Belong
Here at
EPCC!**



Photo by Rudy Gutierrez

GRADUATES BY PROGRAM AND DEGREE TYPE

Graduates by Program and Degree Type, Academic Year 2023-2024

Program	Associate of Arts	Associate of Applied Science	Associate of Arts in Teaching	Associate of Science	All Certificates	Total
Accounting-AAS		7				7
Accounting-Computer Acct Appl Cert					4	4
Accounting-Computerized Acct Appl Cert					4	4
Adv Tech Ctr: Robotic and Auto					10	10
Adv Tech Ctr-Industrial Maintenance		9				9
Advertising Graphics and Design		24				24
Advert Graphics and Dsgn Cert					27	27
Architecture-AS				43		43
Arts	41					41
Automotive Techn-Driveability Tech Cert					5	5
Automotive Techn-One-Year Cert					49	49
Automotive Techn-Two Year Cert					33	33
Automotive Technology		13				13
Biology				116		116
BMGT-Office Administration		1				1
Business Mgmt-Rele Estate		5				5
Business Mgmt-Office Asst Cert					2	2
Business Mgmt-Real Estate Cert					15	15
Business Mgmt-Small Busi Mgmt Cert					12	12
Business	266					266
Business Mgmt-AAS		9				9
Chemistry				6		6
Child Dev-Teaching		17				17
Child Dev-Infants and Toddlers					8	8
Child Dev Teacher Assistant Cert					16	16
Communications-Advert and Public Relations	18					18

Source: Student Banner files; EPCC Dashboards as of 7/14/25

Graduates by Program and Degree Type, Academic Year 2023-2024 (Continued)

	Associate of Arts	Associate of Applied Science	Associate of Arts in Teaching	Associate of Science	All Certificates	Total
Communications-Radio and TV Broadcast	28					28
Computer Aided Design- Construction Specialization					36	36
Computer Aided Design- Drafting and Design Technology		6				6
Computer Aided Design- Mechanical Specialization					10	10
Computer Science	73					73
Cosmetology Cert					29	29
Court Reporting Cert					1	1
Court Reporting Machine Shorthand Scopist					2	2
Criminal Justice-Law Enforcement Cert					4	4
Criminal Justice-AA	158					158
Criminal Justice-AAS		4				4
Culinary Arts Cert					9	9
Culinary Arts-AAS		9				9
Culinary Arts-Pastry		9				9
Culinary Arts-Pastry Cert					10	10
Dance	10					10
Dental Assisting		5				5
Dental Assisting Cert					6	6
Dental Hygiene		12				12
Diagnostic Medical Sonography		8				8
Diesel Mechanics					7	7
Diesel Mechanic Assistant Cert					27	27
Diesel Technology		8				8
Echocardiography (Adult)		8				8
Electrical Techn					50	50
Emer Med Serv Paramedic Cert					25	25
Emer Med Srvc Paramedic- AAS		11				11
Emergency Medical Technician					18	18
EMS Advanced EMT Cert					12	12
Engineering-Civil Engineering				32		32
Engineering-Elec & Comp Engr Prin				22		22

Source: Student Banner files; EPCC Dashboards as of 7/14/25

Graduates by Program and Degree Type, Academic Year 2023-2024 (Continued)

Program	Associate of Arts	Associate of Applied Science	Associate of Arts in Teaching	Associate of Science	All Certificates	Total
Engineering-Electrical Engineering				1		1
Engineering-Material Engineering				3		3
Engineering-Mechanical Engineering				26		26
Engineering-Industrial & Systems Engr				5		5
English	14					14
Fash Tech-Industrial Patternmaker					4	4
Fashion Tech-Design		4				4
Fashion Tech-Illustration		2				2
Basic Firefighter		8				8
Fire Science		4				4
Fire Tech-Basic Firefighter Cert					1	1
Fire Tech-Basic Firefighter Cert					18	18
Geology				6		6
Health Information Management		5				5
HVAC- Heat/Vent Air Co		9				9
HVAC- Heat/Vent, Air					17	17
HVAC-Adv Tech Ctr: Resident Hvac Tech					20	20
Hospitality Operations-Front Desk Operations Cert					1	1
Hospitality Operations-Hotel Operations		1				1
Industrial Maintenance-Mechanic Technician Cert					6	6
Info Tech Sys-Cyber Security		19				19
Info Tech Sys-Computer Programming		15				15
Info Tech Sys-Computer Sup Tec A+					22	22
Info Tech Sys-Data Support Spe					3	3
Info Tech Sys-Entry Level Computer					16	16
Info Tech Sys-Info Tech in Bus		2				2
Info Technology in Busi Cert					2	2
Information Networking		4				4

Source: Student Banner files; EPCC Dashboards as of 7/14/25

Graduates by Program and Degree Type, Academic Year 2023-2024 (Continued)

Program	Associate of Arts	Associate of Applied Science	Associate of Arts in Teaching	Associate of Science	All Certificates	Total
Info Tech Sys-Cisco Networking Training					18	18
Interior Design Tech-Personal Design					5	5
Interior Design Technology		5				5
Interior Design Tech-Kitchen and Bath Design					1	1
Kinesiology	59					59
Law Enforcement-CE-Basic Peace Officer					16	16
Machining Tech: Adv Tech Ctr: CNC Machinist					6	6
Massage Therapy-CE-Massage Therapy					41	41
Mathematics				11		11
Medical Imag Tech-Radiography		10				10
Medical Assist-Administrative Medical Asst.					14	14
Medical Assisting Tech Cert					11	11
Medical Assisting Technology		5				5
Medical Laboratory Technology		5				5
Multidisciplinary Studies	1551					1551
Multidisciplinary Stud in Sci				142		142
Music	3					3
Nail Technologist-CE					26	26
Nursing-Fundamentals of Nursing Cert					34	34
Nursing-AAS		80				80
Nursing-Fund of Nursing Cert					42	42
Nursing-LVN to RN Transition		47				47
Paralegal Certificate					2	2
Paralegal-AAS		8				8
Pharmacy Technology Cert					10	10
Pharmacy Technology-AAS		8				8
Philosophy	2					2
Physical Therapist Assistant		6				6
Physics				1		1
Psychology-AA	112					112
Psychology-AS				37		37

Source: Student Banner files; EPCC Dashboards as of 7/14/25

Graduates by Program and Degree Type, Academic Year 2023-2024 (Continued)

Program	Associate of Arts	Associate of Applied Science	Associate of Arts in Teaching	Associate of Science	All Certificates	Total
Renewable Energy Tech-Photovoltaic (PV) Installers					8	8
Renewable Energy Tech Sys Cer					5	5
Renewable Energy Tech Sys		4				4
Respiratory Care Technology		15				15
Sign Language Interpreter Prep		9				9
Sign Language-Amer Sign Lang-Deaf Cert					32	32
Social Work-AAS		9				9
Social Worl-Drug/Alcohol Counselor					3	3
Speech Communication	2					2
Surgical Technology-AAS		13				13
Teacher Prep-EC-6, 4-8, EC-12, Spec Ed			122			122
Teacher Prep-Multi Studies and Educ Prep	2					2
Teacher Prep-Teach Educ (All Grades Levels)	22					22
Theater	6					6
Travel and Tourism-AAS		5				5
Travel Counsel/Airline Reservations					5	5
Vocational Nursing-Fundamentals of Voc Nursing Cert					61	61
Vocational Nursing Cert					69	69
Adv Tech Ctr: Machining Weld					2	2
Welding Certificate					69	69

Source: Student Banner files; EPCC Dashboards as of 7/14/25



Photo by Christy Frescas

***EPCC is the Best Place
to Start and Finish!***

**As of 2024, more than 103,000
degrees and certificates have been
awarded to EPCC students.**

STATE REPORTED GRADUATION RATES

Texas Higher Education Coordinating Board:
2024 Graduation Rates within 3, 4 and 6
Years, by Full and Part-Time Status

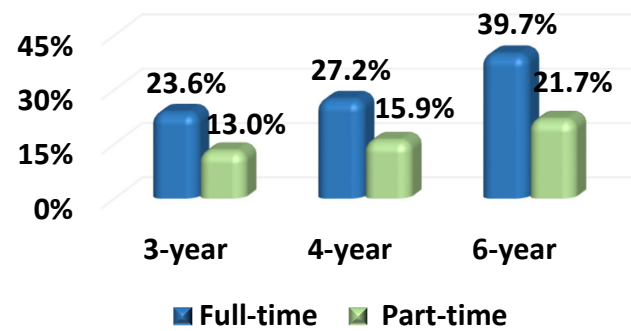


Photo by Rudy Gutierrez

Note: The 2023 data is the most current available as of June 2025.

Source: Texas Higher Education Coordinating Board, 2024 Texas Higher Education Almanac




Photo by Rudy Gutierrez

PATHWAYS in TECHNOLOGY EARLY COLLEGE HIGH SCHOOLS (P-TECH), FALL 2024



Clint P-TECH



El Dorado P-TECH



Pebble Hills P-TECH



Socorro P-TECH



Montwood P-TECH



Eastlake P-TECH



Fabens P-TECH



Americas P-TECH



Chapin P-TECH



Mountain View P-TECH



Franklin P-TECH



Coronado P-TECH



Andress P-TECH



Bowie P-TECH



Irvin P-TECH



Austin P-TECH



El Paso P-TECH



Riverside P-TECH




Jefferson P-TECH



Canutillo P-TECH

EARLY COLLEGE HIGH SCHOOLS, FALL 2024



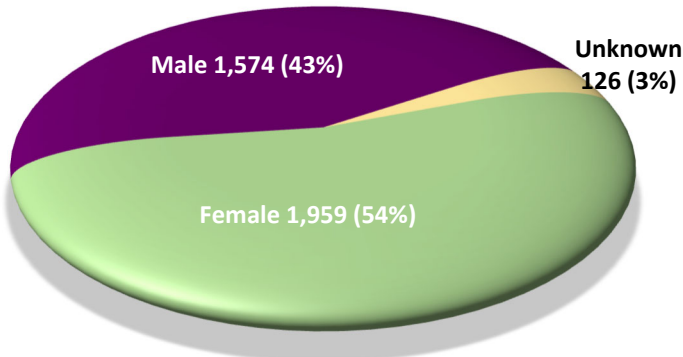
EASTLAKE
— HIGH SCHOOL —



DUAL CREDIT

Dual Credit: A system in which an eligible high school student successfully completes a college course(s) that is paired to a high school course required for graduation and receives credit for the course on both the college and the high school transcripts (TEC §28.009) *Source: Texas Education Agency*

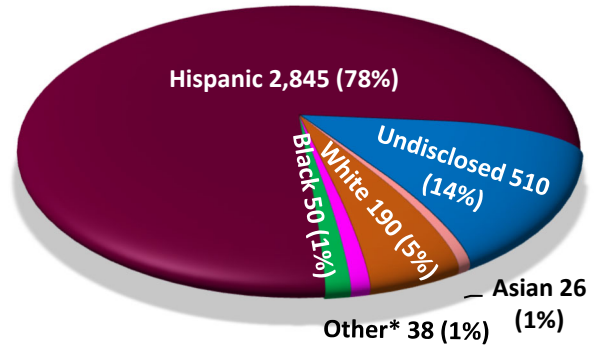
Dual Credit Enrollment by Gender, Fall 2024



N = 3,655

Sources: Student Banner Files; EPCC Dashboards

Dual Credit Enrollment by Ethnicity, Fall 2024

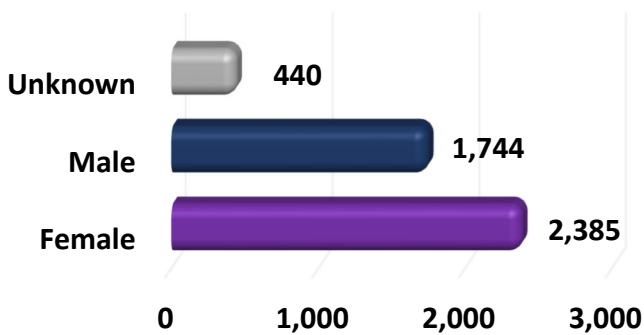


"Other*" category includes Native American, Pacific Islanders, Persons with 2 or More Races, and Non-Residents.

EARLY COLLEGE HIGH SCHOOL

Early College High School: Open-enrollment high schools that allow students least likely to attend college an opportunity to receive both a high school diploma and either an associate degree or at least 60 credit hours toward a baccalaureate degree. *Source: Texas Education Agency*

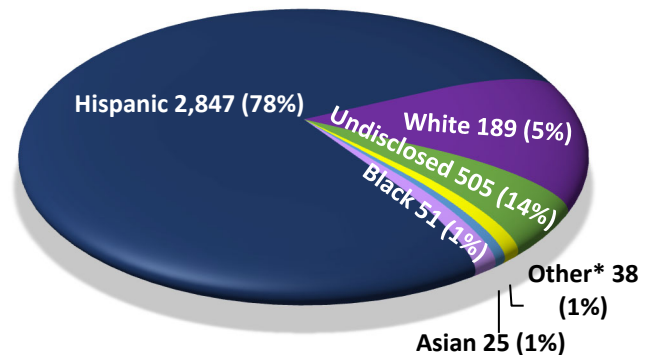
Early College High School Enrollment by Gender, Fall 2024



N = 4,569

Sources: Student Banner Files; EPCC Dashboards


Early College High School Enrollment, by Ethnicity, Fall 2024



"Other*" category includes Native American, Pacific Islanders, Persons with 2 or More Races, and Non-Residents.



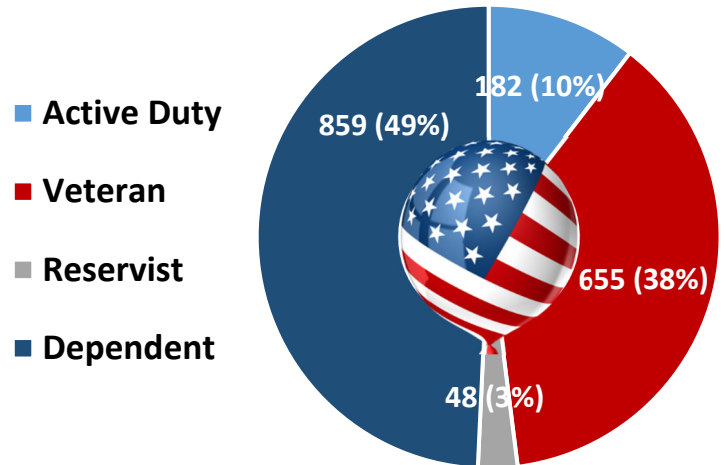
Photos by Rudy Gutierrez



MILITARY AFFILIATED STUDENTS

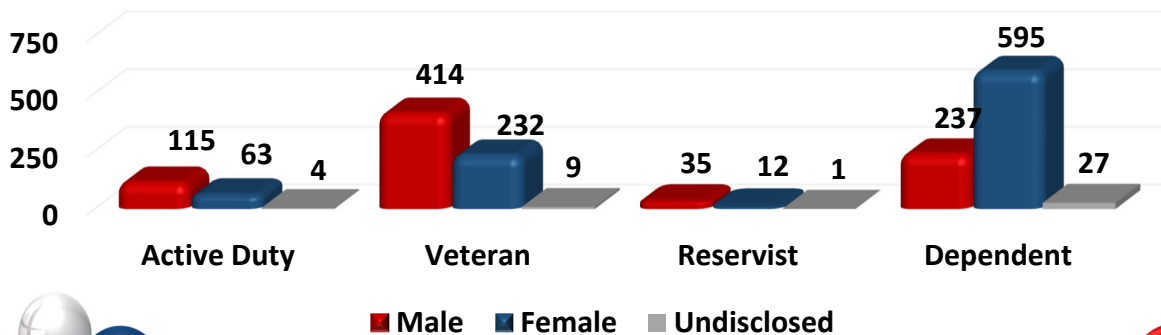


Military Affiliated Student Enrollment, Fall 2024



Source: EPCC Student Banner Files, EPCC Dashboards

Enrollment of Military Affiliated Students, by Gender, Fall 2024



Source: EPCC Student Banner Files, EPCC Dashboards

Enrollment of Military Affiliated Students by Full and Part-Time Status, Fall 2024



Source: EPCC Student Banner Files, EPCC Dashboards

STATE REPORTED LICENSURE RATES

2023-2024 Annual Licensure Report, Based on Program-Level Reporting

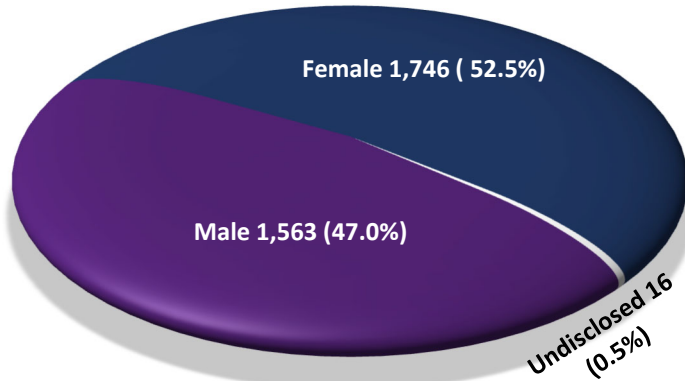
Major	Tested	Passed	%
Clinical/Medical Laboratory Technician	5	5	100%
Cosmetology/Cosmetologist, General	23	23	100%
Court Reporting and Captioning/Court Reporter	7	2	29%
Criminal Justice/Police Science	52	52	100%
Dental Assisting/Assistant	12	12	100%
Dental Hygiene/Hygienist	24	23	96%
Diagnostic Medical Sonography/Sonographer and Ultrasound Technician	46	45	98%
Emergency Medical Technology/Technician (EMT Paramedic)	104	81	78%
Fire Science/Fire-fighting	84	69	82%
Health Information/Medical Records Technology/Technician	3	3	100%
Heating, Air Conditioning, Ventilation and Refrigeration Maintenance Technology/Technician	64	59	92%
Legal Assistant/Paralegal	1	0	0%
Licensed Practical/Vocational Nurse Training	50	48	96%
Massage Therapy/Therapeutic Massage	46	46	100%
Medical/Clinical Assistant	10	6	60%
Nail Technician/Specialist and Manicurist	19	19	100%
Nursing Assistant/Aide and Patient Care Assistant/Aide	21	21	100%
Pharmacy Technician/Assistant	8	8	100%
Physical Therapist Assistant	10	9	90%
Radiologic Technology/Science - Radiographer	10	10	100%
Real Estate	3	3	100%
Registered Nursing/Registered Nurse	120	120	100%
Respiratory Care Therapy/Therapist	12	10	83%
Sign Language Interpretation and Translation	10	3	30%
Surgical Technology/Technologist	14	13	93%
Welding Technology/Welder	33	17	52%

Source: Texas Higher Education Coordinating Board; EPCC Office of Institutional Research

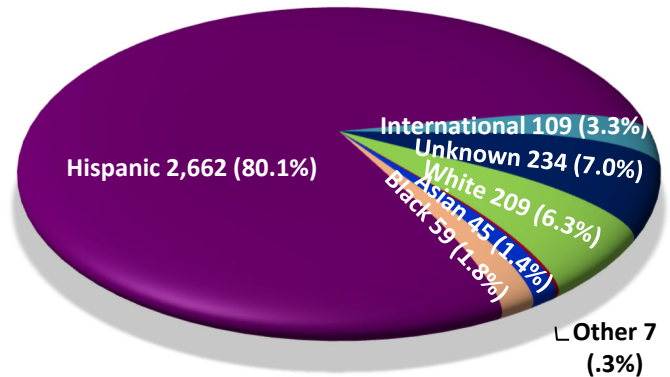


CONTINUING EDUCATION

Continuing Education Enrollment by Ethnicity, Quarter 1, Fall 2024



Continuing Education Enrollment by Ethnicity, Quarter 1, Fall 2024

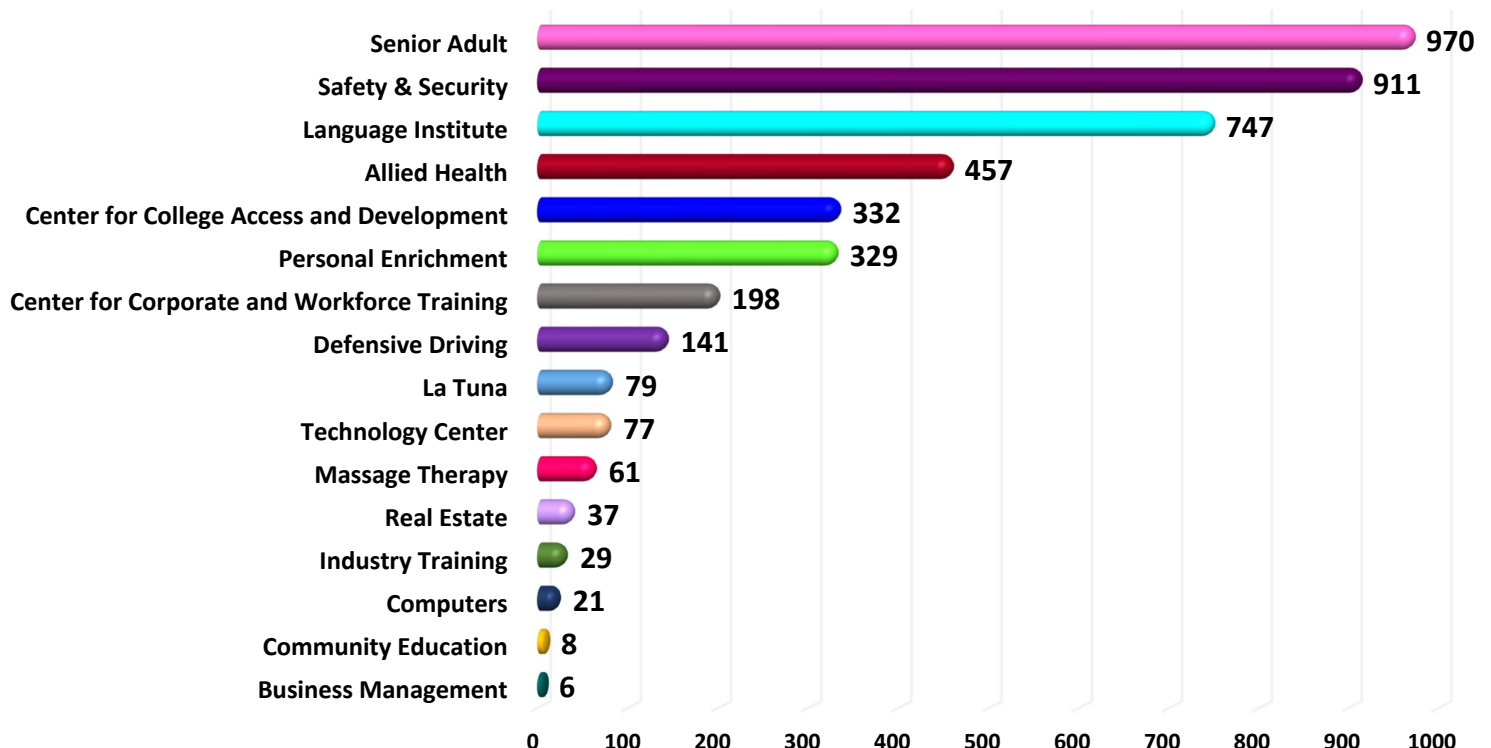


N=3,325

"Other" category includes Native American/Alaskan Native, Pacific Islander, and International ethnicities.
Source: EPCC Student Banner Files

Source: EPCC Student Banner Files

Enrollments in Continuing Education Disciplines, Quarter 1, Fall 2024



Note: The enrollment numbers are duplicated as students may enroll in more than one discipline in Continuing Education. Students are counted in each discipline in which they are enrolled. Source: EPCCD Student Banner Files

GLOSSARY

Cohort: A group of individuals who meet a set of criteria (e.g., a group of students who register during the same semester or begin attending college for the first time at the same time).

Developmental Student: A student who takes a developmental course during his or her first semester in college (State definition). This designation is permanent with respect to the student's State record.

Face-to-Face Course: The traditional delivery method in which a course is taught in a face-to-face setting with an instructor.

Fall-to-Fall Retention: The percentage or number of students who register in the fall semester during a specified period of time and who register again the following fall semester.

Fall-to-Spring Persistence: The percentage or number of students who register in the fall semester during a specified period of time and who register again the following spring semester.

First-Time In College (FTIC) Student: A student in his or her first semester of college attendance, who has never attended any college previously.

Full-Time Equivalent (FTE): The total number of student credit hours divided by 15 for the Fall term (or for one semester only) and is divided by 30 for the entire academic or fiscal year.

Full-Time Student: Any student who is registered for 12 or more credit hours during any semester.

Internet Course: A type of delivery method in which a course is taught online and allows students access to course materials 24 hours a day. Faculty post materials, instructions, readings, and assignments online for students to complete on their own or in a group.

Part-Time Student: Any student who is registered for 11 credit hours or less during any semester.

Reverse Transfer: A process established by the Texas Legislature in 2011 to help students who transfer from a public community college with at least 30 credit hours to a public university. The student must then complete a total of 66 credit hours between both institutions to receive an associate's degree from the Community College they previously attended.

Texas Higher Education Coordinating Board (THECB): This agency was created by the Texas Legislature and provides leadership and coordination for the Texas higher education system and works with the legislature, governor, governing boards, higher education institutions and other entities to help promote access to quality higher education across Texas.

Unduplicated Enrollment: The number of students registered during a specified period of time.

V2024: aka Vintage Year 2024. The final year of data produced in a time series of estimates of population that begins with the most recent decennial U.S. Census data and extends to the "Vintage Year." V2024 is the most current year of population estimates available as of July 1, 2024.



Photo by Rudy Gutierrez



Photo by Rudy Gutierrez



Produced by the Office of Institutional Planning
and the Office of Institutional Research

Fall 2024