

# El Paso Community College



## Fall 2023

Produced by the Office of Institutional Planning  
and the Office of Institutional Research

*Published September 2024*

## Table of Contents

<b>Table of Contents.....</b>	<b>Page i-iii</b>
<b>College Information.....</b>	<b>Page 1</b>
<b>Accreditation .....</b>	<b>Page 1</b>
<b>Vision, Mission, Strategic Goals .....</b>	<b>Page 1</b>
<b>Board of Trustees .....</b>	<b>Page 2</b>
<b>Administration at EPCC.....</b>	<b>Page 3</b>
<b>About the El Paso Community College Fact Book.....</b>	<b>Page 3</b>
<b>EPCC Accolades and Awards, 2023 .....</b>	<b>Page 4</b>
<b>Internet &amp; Social Media.....</b>	<b>Page 6</b>
<b>Tuition &amp; Fees, Fall 2023.....</b>	<b>Page 6</b>
<b>Employees, Fall 2023 .....</b>	<b>Page 6</b>
EPCC Faculty by Full and Part-Time Status and Gender, Fall 2023	
Faculty by Race/Ethnicity, Fall 2023	
<b>Service Area .....</b>	<b>Page 7</b>
<b>Locations .....</b>	<b>Page 7</b>
<b>The Community We Serve .....</b>	<b>Page 8</b>
Demographics for El Paso County, Texas, and the United States	
Total Hispanic Population as of July 1, 2023	
<b>Educational Attainment.....</b>	<b>Page 9</b>
Highest Educational Attainment by Persons 25 Years and Older, 2018-2022	
Persons 25 Years and Older with an Associate's, Bachelor's, or Graduate/Professional Degree, 2018-2022	
<b>Income and Poverty Statistics 2018-2022 .....</b>	<b>Page 10</b>
Median Household Income (in 2022 dollars), 2018-2022	
Persons in Poverty, 2018-2022	

*\*Cover picture by Ingrid Leyva*

<b>Employment.....</b>	<b>Page 11</b>
Employed Civilians in El Paso County by Occupational Categories Community, 2018-2022	
<b>Community.....</b>	<b>Page 12</b>
Community Demographics Reflected in EPCC Enrollment, Fall 2023	
<b>Contributing to Our Community .....</b>	<b>Page 13</b>
Degrees and Certificates Awarded, 1972-2023	
<b>Historical Tuition and Fees for El Paso Community College.....</b>	<b>Page 14</b>
<b>Credit Student Demographics .....</b>	<b>Page 15</b>
Fall 2023 Demographics for All Students	
<b>Credit Enrollment .....</b>	<b>Page 16</b>
Enrollment of Students at Each Location, Fall 2023	
Dual Credit, Early College HS, P-TECH, and Distance Learning Enrollments, Fall 2023	
Enrollment by Students Receiving Any Financial Aid, Fall 2023	
Enrollment by Student Type, Fall 2023	
<b>Fall 2023 Demographics for First-Time in College (FTIC).....</b>	<b>Page 17</b>
First-Time in College Students by Ethnicity, Fall 2023	
<b>Graduates, Academic Year 2022 - 2023.....</b>	<b>Page 18</b>
Total Degrees by Award Type, 2022-2023	
Reverse Transfer Graduates for 2022-2023	
<b>Total Graduates by Award Type, 2022 - 2023.....</b>	<b>Page 19</b>
Graduates by Program and Degree Type, Academic Year 2022-2023	
<b>State Reported Graduation Rates .....</b>	<b>Page 23</b>
Texas Higher Education Coordinating Board: 2021 Graduation Rates within 3, 4 and 6 Years, by Full and Part-time Status	
<b>Pathways in Technology Early College High Schools (P-TECH), Fall 2023.....</b>	<b>Page 24</b>
<b>Early College High Schools, Fall 2023 .....</b>	<b>Page 25</b>
<b>Dual Credit .....</b>	<b>Page 26</b>
Dual Credit Enrollment by Gender, Fall 2023	
Dual Credit Enrollment by Ethnicity, Fall 2023	
<b>Early College High School.....</b>	<b>Page 26</b>

Early College High School Enrollment by Gender, Fall 2023  
Early College High School by Ethnicity, Fall 2023

<b>State Reported Licensure Rates .....</b>	<b>Page 27</b>
2020-2021 Annual Licensure Report, Based on Program-Level Reporting	
<b>Military Affiliated Students.....</b>	<b>Page 28</b>
Military Affiliated Student Enrollment, Fall 2023	
Enrollment of Military Affiliated Students by Gender, Fall 2023	
Enrollment of Military Affiliated Students by Full and Part Time Status, Fall 2023	
<b>First-time in College Students Persistence and Retention.....</b>	<b>Page 29</b>
Top 10 Majors of First-Time in College Students, Fall 2023	
<b>First-time in College Students by High School.....</b>	<b>Page 30</b>
Total First-Time in College Students by Last High School Attended, Fall 2023	
<b>Continuing Education Students.....</b>	<b>Page 31</b>
Continuing Education Enrollment by Gender, Quarter 1, Fall 2023	
Continuing Education Enrollment by Ethnicity, Quarter 1, Fall 2023	
Enrollment in Continuing Education Disciplines, Quarter 1, Fall 2023	
<b>Glossary .....</b>	<b>Page 32</b>



Photo by Fernie Garcia

# EL PASO COMMUNITY COLLEGE

## COLLEGE INFORMATION

Address.....9050 Viscount Blvd., El Paso, TX 79925  
Mailing Address.....P.O. Box 20500, El Paso, TX 79998  
Main Phone Number.....915.831.EPCC  
President.....Dr. William Serrata  
Established.....June 1969  
Colors.....Teal and Purple  
Mascot.....Tejano

## ACCREDITATION

El Paso County Community College District is accredited by the Southern Association of Colleges and Schools Commission on Colleges (SACSCOC) to award associate degrees. Degree-granting institutions also may offer credentials such as certificates and diplomas at approved degree levels. Questions about the accreditation of El Paso County Community College District may be directed in writing to the Southern Association of Colleges and Schools Commission on Colleges at 1866 Southern Lane, Decatur, GA 30033-4097, by calling (404) 679-4500, or by using information available on SACSCOC's website ([www.sacscoc.org](http://www.sacscoc.org)).

## VISION STATEMENT

EPCC will be a progressive educational leader transforming our future.

## MISSION STATEMENT

The mission of El Paso Community College is to ensure affordable, high quality education and career pathways from start to finish.


## STRATEGIC GOALS

1. Provide Quality Education to Meet Students' Diverse Needs
2. Drive Student Success
3. Foster Engagement and Increase Partnerships
4. Sustainability


## BOARD OF TRUSTEES, FALL 2023



**Mr. Brian Haggerty**  
Chair of the Board  
District 2, Northeast  
[brian.haggerty@epcc.edu](mailto:brian.haggerty@epcc.edu)



**Dr. Carmen Olivas Graham**  
Vice Chair of the Board  
District 5, East  
[carmen.graham@epcc.edu](mailto:carmen.graham@epcc.edu)



**Ms. Belen Robles**  
Board Trustee  
District 3, Central  
[belen.robles@epcc.edu](mailto:belen.robles@epcc.edu)



**Mrs. Bonnie Soria Najera**  
Board Trustee  
District 7, Lower Valley  
[bonnie.najera@epcc.edu](mailto:bonnie.najera@epcc.edu)



**Ms. Nina Piña**  
Board Trustee  
District 6, Southeast  
[nina.pina@epcc.edu](mailto:nina.pina@epcc.edu)



**Ms. Christina Sanchez**  
Board Secretary  
District 4, Central/South  
[christina.sanchez@epcc.edu](mailto:christina.sanchez@epcc.edu)



**Mr. John E. Uxer, Jr.**  
Board Trustee  
District 1, Westside  
[john.uxer@epcc.edu](mailto:john.uxer@epcc.edu)

*El Paso*



### ADDITIONAL COLLEGE INFORMATION

Year Founded: 1969

Peer Group: Very Large College

Degrees Offered: Associate of Arts,  
Associate of Arts in  
Teaching, Associate of  
Science, Associate of  
Applied Science Degrees,  
and Certificates

Hispanic Serving Institute: Yes

Open Door Enrollment: Yes

Specialized Admissions for Health Careers: Yes

*The El Paso Community College District does not discriminate on the basis of race, color, national origin, religion, gender, age, disability, veteran status, sexual orientation, or gender identity.*

## EPCC CABINET, FALL 2023

**Dr. William Serrata**

**President**

**(915) 831-6511**

[wserrata@epcc.edu](mailto:wserrata@epcc.edu)

**Dr. Carlos Amaya**

**Vice President**

**Student & Enrollment  
Services**

**(915) 831-2640**

[camaya3@epcc.edu](mailto:camaya3@epcc.edu)

**Mr. Fernie Flores**

**Interim Vice President**

**Finance & Administrative  
Operations**

**(915) 831-6391**

[fflore63@epcc.edu](mailto:fflore63@epcc.edu)

**Dr. Julie Penley**

**Vice President**

**Research, Accreditation  
& Planning**

**(915) 831-6715**

[jpenley@epcc.edu](mailto:jpenley@epcc.edu)

**Dr. Steve Smith**

**Vice President**

**Instruction & Workforce  
Education/CAO**

**(915) 831-6471**

[ssmith54@epcc.edu](mailto:ssmith54@epcc.edu)

**Mr. Marco Fernandez**

**Interim Associate Vice President**

**Information Technology**

**(915) 831-6498**

[mferna56@epcc.edu](mailto:mferna56@epcc.edu)

**Malena Field**

**Interim Associate Vice President**

**HR Mgmt & Compliance**

**(915) 831-6458**

[mfield5@epcc.edu](mailto:mfield5@epcc.edu)

**Dr. Paula Mitchell**

**Associate Vice President**

**Instruction & Student Success**

**(915) 831-6735**

[pmitch8@epcc.edu](mailto:pmitch8@epcc.edu)

**Dr. Keri Moe**

**Associate Vice President**

**External Relations, Communication  
& Development**

**(915) 831-6526**

[kmoe@epcc.edu](mailto:kmoe@epcc.edu)

**Mr. Blayne Primoich**

**Associate Vice President**

**Workforce & Continuing Education**

**(915) 831-7724**

[bprimoz@epcc.edu](mailto:bprimoz@epcc.edu)

**Ana Zuniga**

**Interim Associate Vice President**

**Budget & Financial Services**

**(915) 831-6654**

[azunig64@epcc.edu](mailto:azunig64@epcc.edu)

## ABOUT THE EL PASO COMMUNITY COLLEGE FACT BOOK

The Fact Book is designed to provide a “snapshot” of the Fall 2023 semester at El Paso Community College. This public document is designed to provide easy access to data and information about El Paso Community College that may be used in grant writing, planning and assessment efforts or other data-centered endeavors. This current edition focuses mainly on Fall 2023, although several tables and charts do provide data for a full year.

The College’s Office of Institutional Planning, in collaboration with the Office of Institutional Research, created this publication using data from student records, the EPCC Dashboards, the U.S. Census Bureau, and the Texas Higher Education Coordinating Board. Both offices have made every effort to ensure the accuracy of this information.

The Fact Book is divided into two major sections. The first section displays a teal border at the bottom of each page focusing mainly on data for faculty, staff and the community in El Paso County located in El Paso, Texas. The second section displays a light blue border at the bottom of each page, focusing on students attending El Paso Community College, and it is with pride that we present the Fall 2023 Fact Book. We encourage you to review this publication in its entirety to appreciate all that El Paso Community College has to offer the community and surrounding areas.

Contact Christy C. Frescas, Director of Institutional Planning (915) 831-6735 or [ccosta16@epcc.edu](mailto:ccosta16@epcc.edu) with any comments or questions on anything in the Fact Book.



## The Best Place to Start *and Finish!*

### **EPCC Sets the Gold Standard for Work with Military Students**

El Paso Community College (EPCC) was recognized with a 2023-2024 Military Friendly® School Gold designation by VIQTORY. Now in its 13th year, the Military Friendly® Schools list has come to set the standard for higher education institutions to provide the best opportunities for veterans and their spouses.

### **EPCC Early College Grad Now UTEP's Youngest Grad**

Andrea Hernandez is the youngest in her cohort receiving a Bachelor of Science in Nursing degree at the University of Texas (UTEP). At 19, she is the pride of EPCC, graduating in the inaugural class at Americas High School's Trailblazers Early College High School (ECHS) in 2019. She received her associate's degree from EPCC in 2021 before transferring to the UTEP Nursing program. She has been hired at the Hospitals of Providence as a registered nurse once she passes the NCLEX State Board of Nursing exam.

### **EPCC Chemistry Honored with 2022 Compass Award**

EPCC's Chemistry discipline was awarded the Compass Award by the Student Learning Outcomes (SLO) Office as a recognition of outstanding efforts by a program/discipline to enhance student learning through intentional assessment design. The award was presented by the EPCC SLO office, and was selected by EPCC faculty.

### **Philosophy Student Tops in State**

EPCC student Jesus Guerrero, former president of the EPCC Philosophy Club, won first place in Pathophysiology at the Texas Health Occupations Student of America (HOSA) competition. He competed against all the top universities in Texas representing Texas Tech's Health and Science Center El Paso. Mr. Guerrero obtained his Bachelor's degree in Biology at Sul Ross State University and is about to finish his Associate's in Philosophy at EPCC.

### **Dr. William Serrata Receives Citizens of the Year Honors**

EPCC president Dr. William Serrata received the 2022 Citizen of the Year Award from the Military Order of World Wars (MOWW) El Paso Chapter. The award was presented by MOWW past-president Jesus Beltran and current president David Thackston. Dr. Serrata was recognized for his leadership in the community and support of the military, veterans and their families. The MOWW Greater El Paso Chapter honored Dr. Serrata's efforts to make a measurable impact at EPCC and in our community as well as his commitment to advancing post-secondary education locally, regionally, and nationally.

## EPCC ACCOLADES AND AWARDS, CONTINUED

### James Beard Award Finalist Gained Culinary Skills at EPCC

Emiliano Marentes, former EPCC Culinary Arts student and twice James Beard-nominated chef, was a finalist in this year's competition, which is one of the most coveted and acclaimed recognitions in the industry. Marentes has earned acclaim for his love of corn tortillas and his commitment to traditional methods for preparing them. He owns and is a chef at restaurant 'Elemi' in downtown El Paso.

### EPCC Receives Decennial Reaffirmation of Accreditation

EPCC is proud to have received reaffirmation of accreditation from the Southern Association of Colleges and Schools Commission on Colleges (SACSCOC). The process assesses all aspects of the College, including academic programs, student services, and finances. All institutions accredited by SACSCOC are required to undergo a comprehensive and rigorous review every 10 years and is required for students to be eligible for federal student aid and for EPCC to offer degree-granting programs.

### EPCC Students Receive Prestigious S-STEM Scholarship

Five students from EPCC have been awarded the prestigious National Science Foundation S-STEM Scholarship. Ayat Adams, Fernando Munoz, Emiliano Garcia, Ivan Alonso, and Mayrin Amelie Rivera Garcia will transition to computer science at UTEP. This scholarship covers tuition expenses, along with a comprehensive array of opportunities. These opportunities include access to professional development programs, participation in events like the Great Minds in STEM (GMIS) conference in Pasadena, California, involvement in student competitions such as hackathons and data-thons, and Google-sponsored professional development activities, among others that will focus on cybersecurity and data analysis.

### EPCC Receives \$350,000 NSF Grant

EPCC received a 3-year Advanced Technological Education (ATE) grant in the amount of \$350,000 from the National Science Foundation (NSF), the U.S. Government's independent science agency. The grant will fund EPCC's Developing Computational Adversarial Thinking: Bridging Technical Skills Training & Academic Coursework program. The project runs from 2023-2026, and the implementation will take place at EPCC in several locations of the Arts Science and Technology building at the Valle Verde Campus and will provide student opportunities to prepare for careers in high-tech fields.

### Two Tejanos Sign to Play for NCAA Division 1 Baseball

Two EPCC student-athletes signed National Letters of Intent to play for NCAA Division 1 baseball programs. Once completing their final season and graduating from EPCC, Isaiah Gonzalez and Edwin Sanchez will continue their education and athletics at Division 1 universities. Isaiah Gonzalez has signed with the University of Texas Rio Grande Valley in Edinburg, Texas, while Edwin Sanchez will be attending Bethune-Cookman in Daytona Beach, Florida.



# The Best Place to Start!



## INTERNET & SOCIAL MEDIA

EPCC Website.....	www.epcc.edu
EPCC X (formerly Twitter).....	https://twitter.com/EPCCNews
EPCC Facebook.....	https://www.facebook.com/EPCCNews/
EPCC Instagram.....	https://www.instagram.com/epccnews/

## TUITION & FEES, FALL 2023

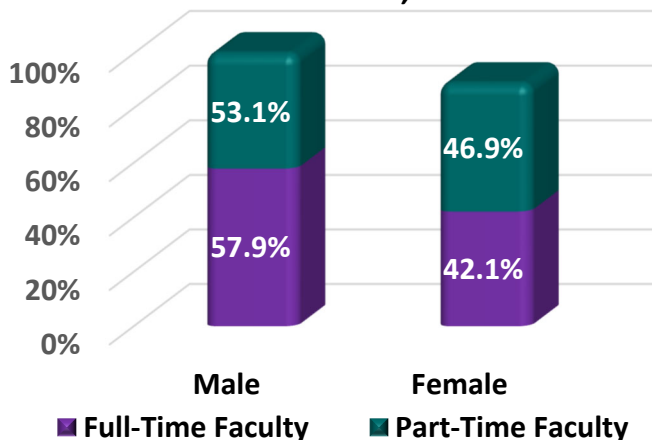
Resident Tuition, 12 Credit Hours.....	\$1,392
Resident Fees, 12 Credit Hours .....	\$240
Non-Resident Tuition, 12 Credit Hours.....	\$2,412
Non-Resident Fees, 12 Credit Hours .....	\$240

Source: El Paso Community College Fall 2023 Catalog

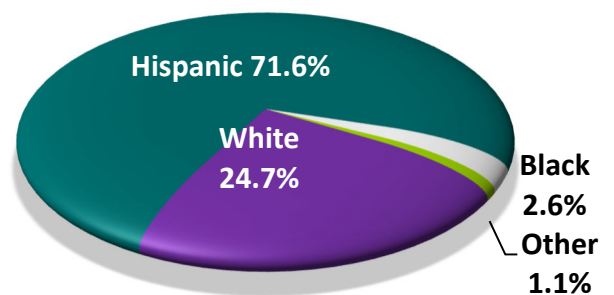
## EMPLOYEES, FALL 2023

Full-Time Faculty.....	432
Full-Time Employees.....	684
Part-Time Faculty.....	708
Part-Time Employees.....	537
<b>Total Faculty and Employees.....</b>	<b>2,361</b>

**EPCC Faculty by Full and Part-Time Status and Gender, Fall 2023**



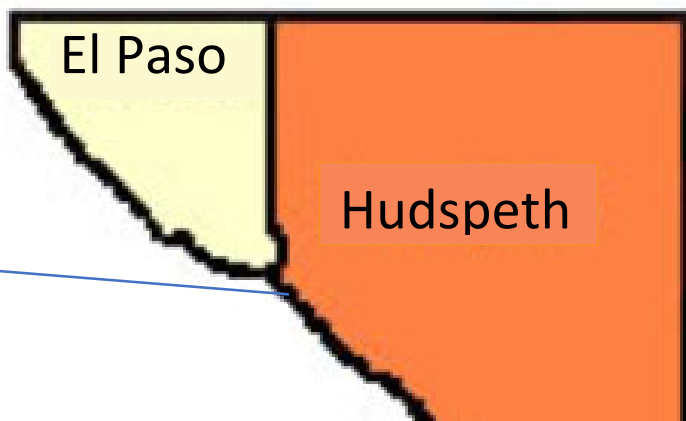
**Faculty by Race/Ethnicity, Fall 2023**



Note: "Other" includes Pacific Islander, Asian, and Native American/Alaska Native faculty

Source: Employee Ethnicity Statistical Report, October 2023, El Paso Community College Human Resources

## SERVICE AREA



## LOCATIONS



### Administrative Services Center

9050 Viscount Blvd., El Paso, TX 79925



### Rio Grande Campus

100 W. Rio Grande Ave., El Paso, TX 79902



### Mission Del Paso Campus

10700 Gateway East, El Paso, TX 79927



### Transmountain Campus

9570 Gateway Blvd. North, El Paso, TX 79924



### Northwest Campus

6701 South Desert Blvd, El Paso, TX 79932



### Valle Verde Campus

919 Hunter Dr., El Paso, TX 79915

Photos by Fernie Garcia

# THE COMMUNITY WE SERVE

## Demographics for El Paso County, Texas, and the United States

Population	El Paso County	Texas	United States
Population, Estimate, July 1, 2023, (V2023)	869,880	30,503,301	334,914,895
Population, percent change - April 1, 2020 (estimates base) to July 1, 2023, (V2023)	0.5%	4.7%	1.0%
<b>Population Characteristics</b>			
Veterans, 2018-2022	47,565	1,416,973	17,038,807
Foreign born persons, percent, 2018-2022	23.4%	17.1%	13.7%
<b>Age and Sex</b>			
Persons under 5 years, percent	6.4%	6.3%	5.5%
Persons under 18 years, percent	25.7%	24.8%	21.7%
Persons 65 years and over, percent	13.5%	13.7%	17.7%
Female persons, percent	50.3%	50.1%	50.5%
<b>Race / Hispanic Origin</b>			
White, not Hispanic or Latino, percent	11.1%	39.6%	58.4%
Black or African American alone	4.5%	13.6%	13.7%
American Indian and Alaska Native alone	1.1%	1.1%	1.3%
Asian alone, percent	1.5%	6.0%	6.4%
Native Hawaiian and other Pacific Islander alone	0.2%	0.2%	0.3%
Two or More Races, percent	1.6%	2.3%	3.1%
Hispanic or Latino, percent	82.8%	39.8%	19.5%
White alone*	91.0%	76.8%	75.3%

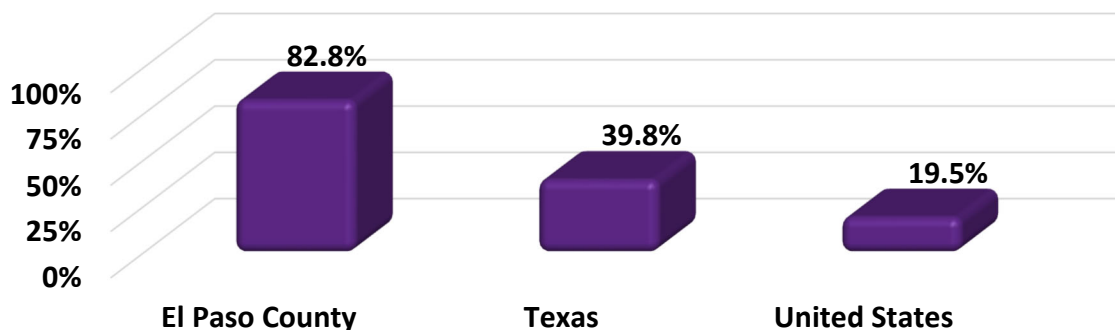
Notes: Vintage year 2023 is the most current year available from the U.S. Census as of November 2023. V2023 is in reference to a "vintage year" by the U.S. Census and refers to the final year of the series 2020 through 2023

"White, not Hispanic or Latino, percent" refers to persons who are not Hispanic or Latino, who responded "No, not Spanish/Hispanic/Latino" and who reported "White" as their only entry in the race question.

"White alone" can include Hispanics who may be of any race and so are included in this category and any other applicable categories.

Source: U.S. Census Bureau, El Paso County Quick facts 2023

## Total Hispanic Population as of July 1, 2023



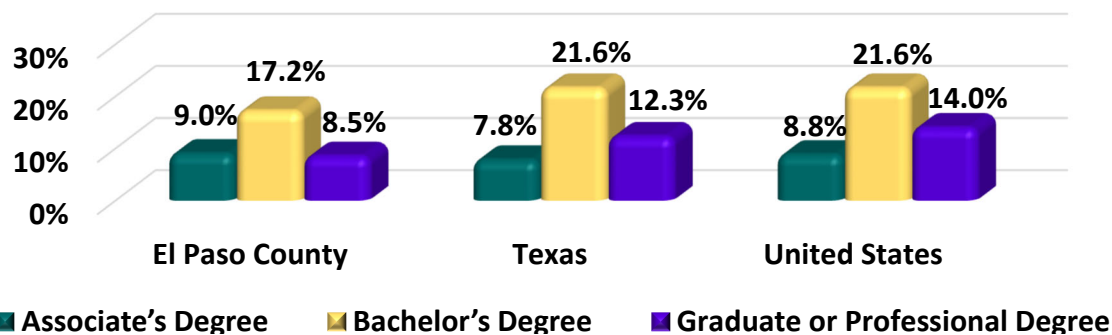
Source: U.S. Census Bureau, El Paso County Quick facts 2023.

## EDUCATIONAL ATTAINMENT

### Highest Educational Attainment by Persons 25 Years and Older: 2018-2022


Attainments	El Paso County	Texas	United States
No. of Persons 25 Years and Older	546,029	19,597,383	229,707,137
Less than 9 <sup>th</sup> grade	11.4%	7.2%	4.7%
9 <sup>th</sup> to 12 <sup>th</sup> grade, No Diploma	7.5%	6.7%	5.7%
High School Graduates (includes equivalency)	25.3%	24.2%	26.1%
Some College, No Degree	21.0%	20.3%	19.1%
Associate's Degree	9.0%	7.8%	8.8%
Bachelor's Degree	17.2%	21.6%	21.6%
Graduate or Professional Degree	8.5%	12.3%	14.0%
Total High School or higher	81.1%	86.1%	89.6%
Total Bachelor's or higher	25.8%	33.9%	35.7%

### Percent of Persons 25 and Older with an Associate's, Bachelor's, or Graduate/Professional Degree, 2018-2022



Source: U.S. Census Bureau, 2022, American Community Survey 1-Year Estimates (Table S1501)

Notes: \*The data for 2022 is the most recent available from the U.S. Census. Percentages have been rounded to the nearest decimal place by the U.S. Census Bureau; therefore, totals may not sum exactly due to rounding.

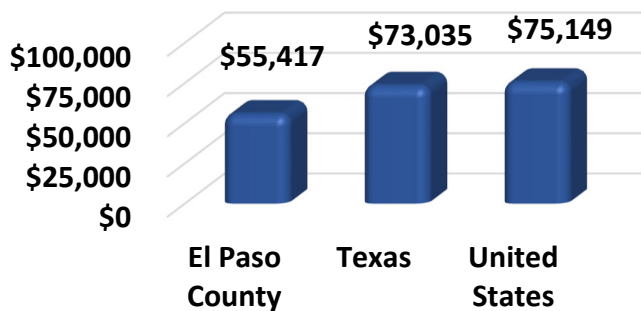


## INCOME & POVERTY

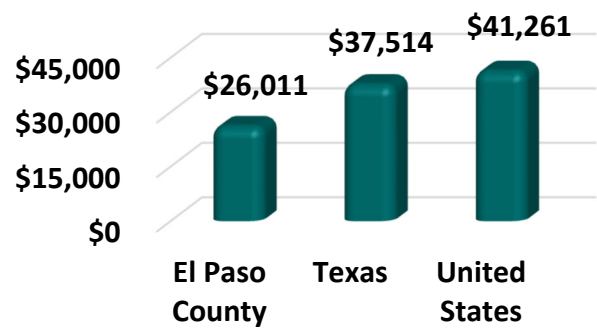
### Income and Poverty Statistics, 2018-2022

	El Paso County	Texas	United States
Median household income (in 2022 dollars), 2018-2022	\$55,417	\$73,035	\$75,149
Per capita income in past 12 months (in 2022 dollars), 2018-2022	\$26,011	\$37,514	\$41,261
Persons in poverty, percent	21.0%	14.0%	11.5%

**Median Household Income**  
(in 2022 dollars), 2018-2022



**Per Capita Income**  
(in 2022 dollars), 2018-2022



Source: U.S. Census Bureau, El Paso County, Texas, US Quick facts 2022; ±2022, American Community Survey 1-Year Estimates

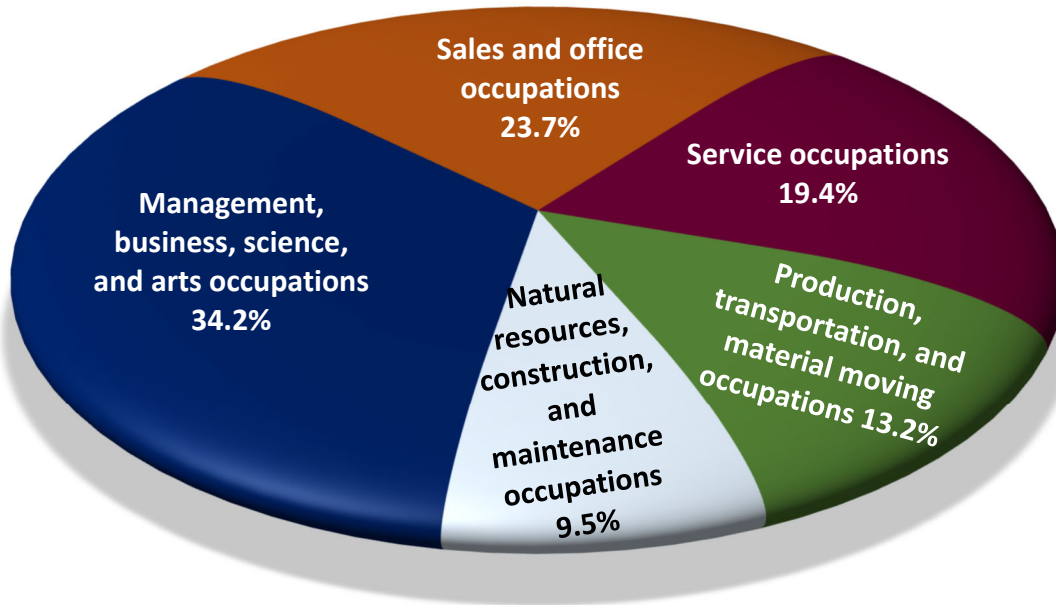
\*The data for 2018-2022 is the most recent available from the U.S. Census.



Photo by Ingrid Leyva



## EMPLOYMENT

### Employed Civilians in El Paso County by Occupational Categories, 2022



Occupational Category	Number	Percent
Civilian employed population, 16 years and over	374,988	100.0%
Management, business, science, and arts occupations	128,357	34.2%
Sales and office occupations	88,780	23.7%
Service occupations	72,634	19.4%
Production, transportation, and material moving occupations	49,614	13.2%
Natural resources, construction, and maintenance occupations	35,603	9.5%

Notes: \*The data for 2022 is the most recent available from the U.S. Census

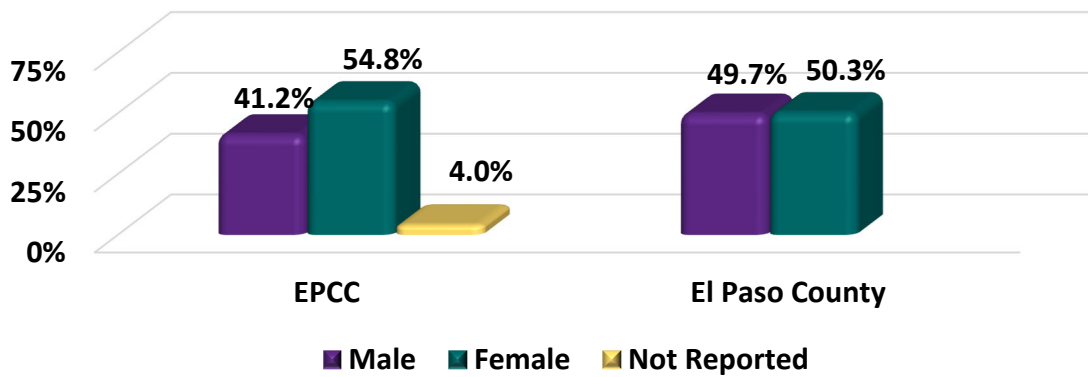


Photos by Ingrid Leyva



## COMMUNITY

### Community Demographics Reflected in EPCC Enrollment, Fall 2023



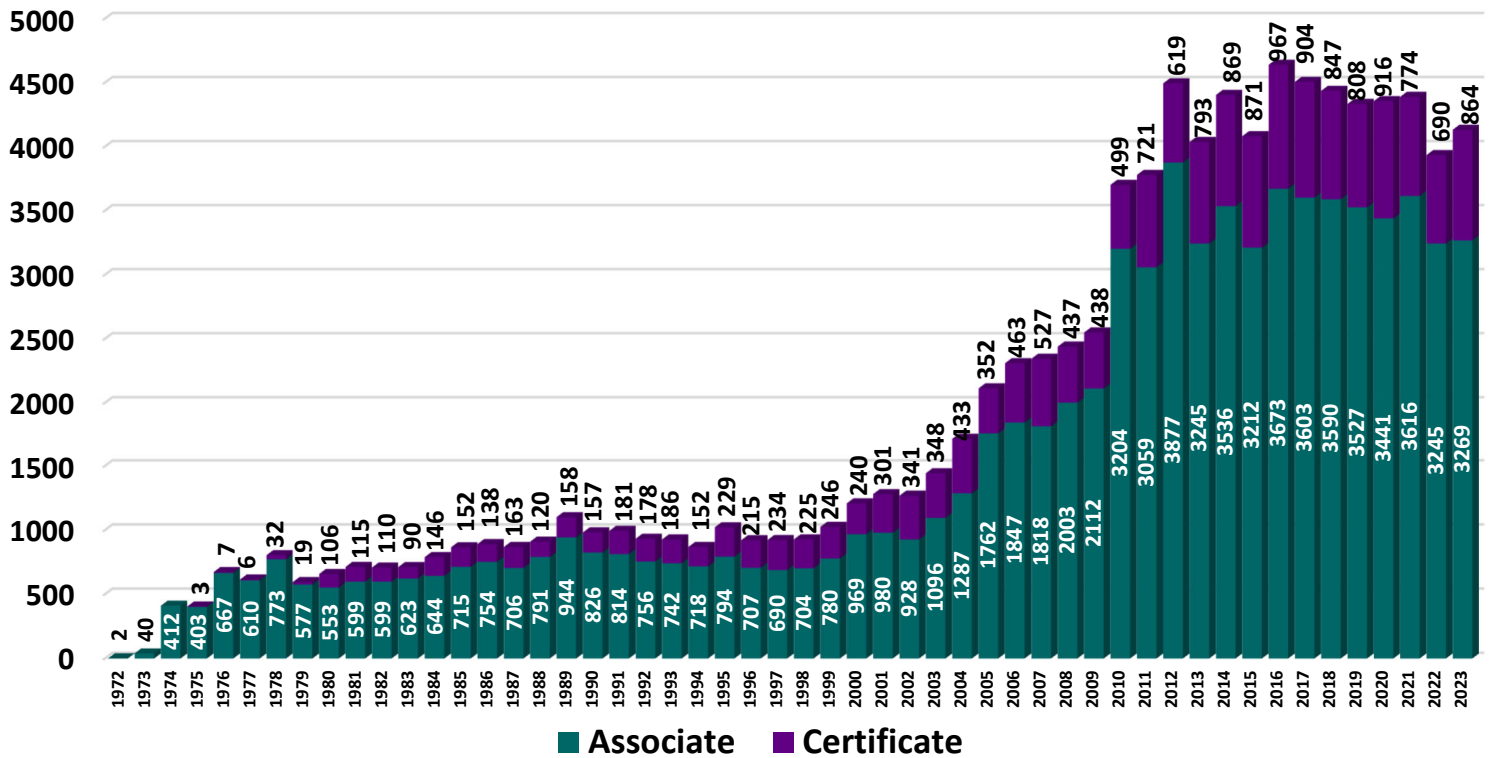
Source: U.S. Census Bureau, El Paso County Quick facts 2023; EPCC Dashboards






# CONTRIBUTING TO OUR COMMUNITY

## Degrees and Certificates Awarded, 1972-2023



Note: Numbers listed on top (in black) are the number of Certificates awarded for an academic year. No certificates were awarded until 1975, therefore the numbers listed for 1972 and 1973 are for Associate's Degrees awarded.

Sources: Student Banner Files; EPCC Dashboards



## Historical Tuition and Fees for El Paso Community College, 12 Credit Hours

Year	Tuition and Fees	
	Fall (In-State)	Fall (Out-of-State)
1971	\$88	\$560
1972	\$96	\$560
1973	\$97	\$560
1974	\$97	\$560
1975	\$97	\$560
1976	\$97	\$560
1977	\$98	\$482
1978	\$98	\$482
1979	\$98	\$482
1980	\$98	\$482
1981	\$124	\$482
1982	\$124	\$482
1983	\$124	\$482
1984	\$148	\$506
1985	\$224	\$766
1986	\$224	\$766
1987	\$224	\$766
1988	\$224	\$766
1989	\$224	\$766
1990	\$224	\$766
1991	\$279	\$790
1992	\$301	\$990
1993	\$323	\$1,090
1994	\$323	\$1,090
1995	\$380	\$1,225
1996	\$394	\$1,239

Year	Tuition and Fees	
	Fall (In-State)	Fall (Out-of-State)
1997	\$408	\$663
1998	\$411	\$666
1999	\$467	\$678
2000	\$479	\$690
2001	\$539	\$750
2002	\$589	\$800
2003	\$620	\$840
2004	\$632	\$852
2005	\$666	\$903
2006	\$710	\$982.50
2007	\$710	\$982.50
2008	\$710	\$982.50
2009	\$834	\$1,110
2010	\$834	\$1,110
2011	\$924	\$1,248
2012	\$972	\$1,812
2013	\$1,032	\$1,812
2014	\$1,032	\$1,812
2015	\$1,188	\$2,016
2016	\$1,368	\$2,256
2017	\$1,368	\$2,256
2018	\$1,500	\$2,424
2019	\$1,500	\$2,424
2020	\$1,632	\$2,652
2021	\$1,632	\$2,652
2022	\$1,632	\$2,652
2023	\$1,632	\$2,652

Source: EPCC Catalogs 1971-1981; EPCC Credit Class Schedules, Fall 1981 – Fall 2018;  
<https://www.epcc.edu/Admissions/Tuition/non-resident-fees>, 2019-2023



# CREDIT STUDENT DEMOGRAPHICS

## FALL 2023 DEMOGRAPHICS FOR ALL STUDENTS

Total Headcount (Unduplicated): 25,439

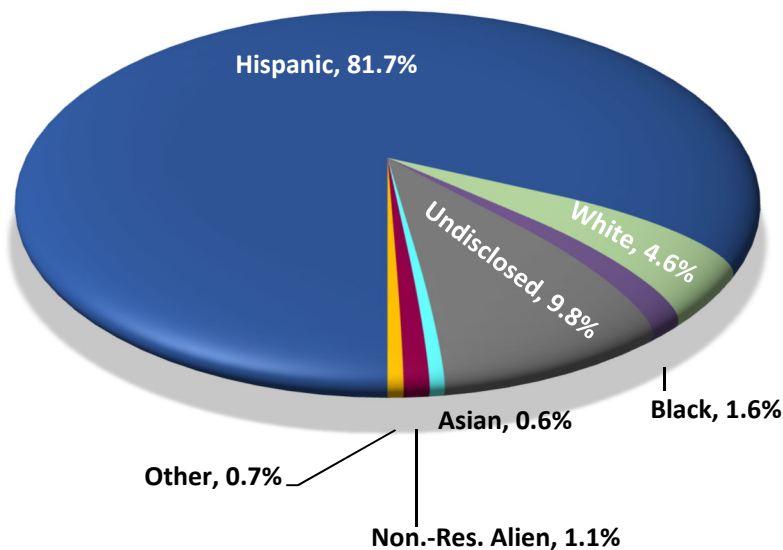
Full-Time: 7,453 (29.3%) Part-Time: 17,986 (70.7%)

Female: 13,942 (54.8%) Male: 10,486 (41.2%)

Undisclosed: 1,011 (4%)

First Generation Students†: 6,010 (45.7%)

(6,010 of 13,160 total surveyed)



Median Age: 20

Average Age: 20

Mode (Most frequently found age): 19

### Enrollment by Major Type

Academic Major Students: 21,084

Vocational/Technical Major Students: 4,091

Undeclared, Non-Degree Seeking Students: 256

Full-Time Equivalent (FTE) students\*: 13,828

Number of Students Served by the

Center for Students with Disabilities: 600

†A First-Generation Student is a student who is the first member of his or her immediate family to attend a college or university; neither of his or her biological or adoptive parents have ever attended a college or university. Percentage is calculated from those persons who self-reported being a first-generation student on an EPCC survey given biannually ( $=6,010 / 13,160 = 45.6\%$ ). Not all students enrolled completed the survey, therefore the percentage is based on the total who did complete it. (Source: THECB Glossary of Terms)

\* Notes: FTEs are calculated by dividing total student credit hours by 15 (for the Fall term). \*\* "Other" category includes Native American, Pacific Islander, and persons with 2+ Races

Sources: Student Banner Files; EPCC Dashboards

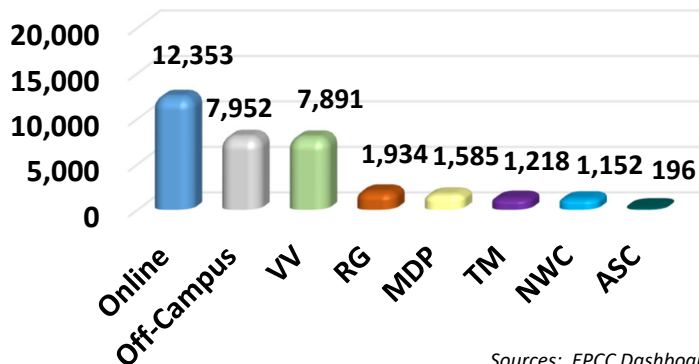




Photo by Ingrid Leyva

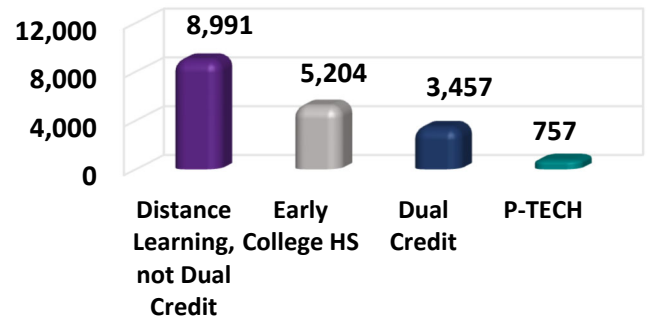
## CREDIT ENROLLMENT

Enrollment of Students at Each Location, Fall 2023

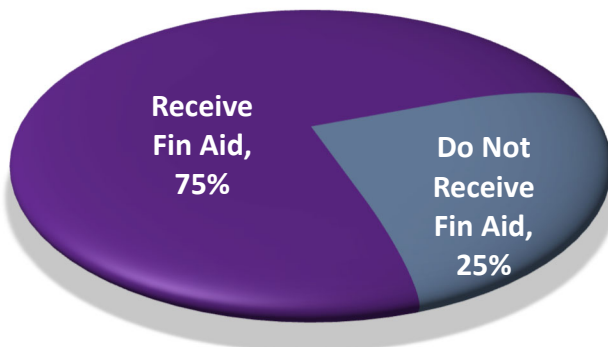


Sources: EPCC Dashboards; Banner Student Files

Dual Credit, Early College H.S., P-TECH and Distance Learning Enrollments, Fall 2023



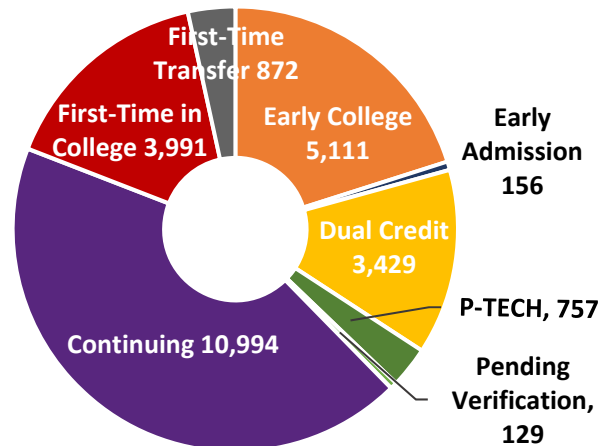
Enrollment by Students Receiving Any Financial Aid, Fall 2023



Note: Financial Aid includes grants, loans, work study, scholarships, exemptions and contracts, based on total enrollment.

Sources: EPCC Dashboards; Banner Student Files

Enrollment by Student Type, Fall 2023



Note: Students are counted at each location they attend, therefore, enrollments can be duplicated. Sources: EPCC Dashboards; Banner Student Files

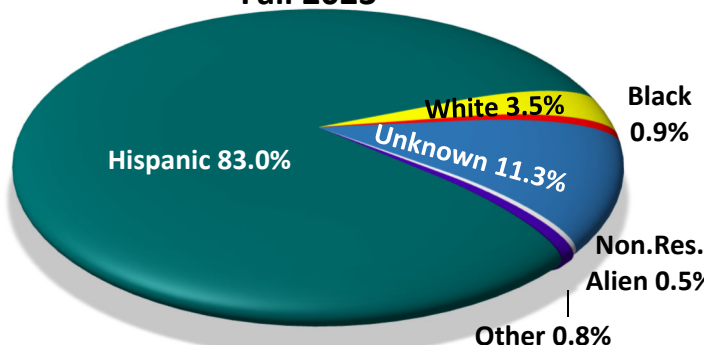
\*Continuing students are those who are not new to EPCC, but are continuing their studies.

\*\*\*"Pending Verification" denotes students who have a discrepancy in their reporting high school record that have not yet been corrected.

## FALL 2023 DEMOGRAPHICS FOR FIRST-TIME IN COLLEGE (FTIC) STUDENTS

First-Time in College Student: A student in his or her first semester of college attendance, who has never attended any college previously and is not a Dual Credit nor an Early College High School student.

### First-Time in College by Ethnicity, Fall 2023



**N = 3,991**

Full-Time Equivalent (FTE) students\*: 2,782

Enrollment by Major Type

Academic Major Students: 3,271

Vocational/Technical Major Students: 718

Unknown: 3

Total FTIC Headcount (Unduplicated): 3,992

Full-Time: 2,407 (60.3%) Part-Time: 1,585 (39.7%)

Female: 2,079 (52.1%) Male: 1,714 (42.9%)

Undisclosed: 199 (5%)

Average Age: 19

Median Age: 18

Mode (Most frequently found age): 18

First Generation Students†: 51.6%  
(1,248 of 2,419 total surveyed)



Number of First-Time in College Students Served by the Center for Students with Disabilities: 171

†A First-Generation Student is a student who is the first member of his or her immediate family to attend a college or university; neither of his or her biological or adoptive parents have ever attended a college or university. Percentage is calculated from those persons who self-reported being a first-generation student on an EPCC survey given biannually ( $=1,248/2,419 = 51.6\%$ ). Not all students enrolled completed the survey, therefore the percentage is based on the total who did complete it. (Source: THECB Glossary of Terms)

\* Notes: FTEs are calculated by dividing total student credit hours by 15 (for the Fall term). \*\* "Other" category includes Native American, Asian, Pacific Islander, and persons with 2+ Races

Sources: Student Banner Files; EPCC Dashboards



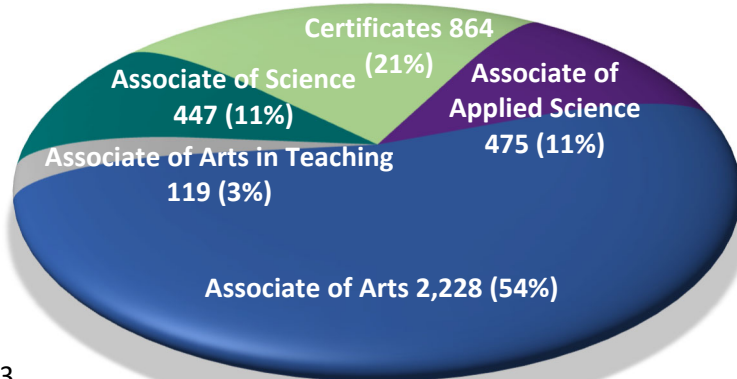
Photos by Fernie Garcia



N=4,133


Sources: Student Banner Files; EPCC Dashboards

### Total Degrees by Award Type, 2022-2023



### Total Reverse Transfer Graduates for 2022-2023: 194

#### Colleges Attended by Reverse Transfer Graduates during 2022-2023



Source: EPCC Student Banner Files, EPCC Dashboards

**You Belong  
Here at  
EPCC!**



Photo by Ingrid Leyva

# GRADUATES BY DISCIPLINE AND DEGREE TYPE

## Graduates by Program and Degree Type, Academic Year 2022-2023

Program	Associate of Arts	Associate of Applied Science	Associate of Arts in Teaching	Associate of Science	All Certificates	Total
Accounting-AAS		6				6
Accounting: Computerized Acct Appl					12	12
Adv Tech Ctr: Robotic and Auto					3	3
Adv Tech Ctr: Industrial Maintenance		3				3
Advert Graphics and Design		18			22	40
Architecture-AS				43		43
Arts	33					33
Auto Tech-Driveability Tech Cert					3	3
Auto Tech: Technology		21			56	77
Biology				109		109
Busi Mgmt-Office Administration		5				5
Busi Mgmt-Rele Estate		4				4
Busi Mgmt-Office Asst Cert					5	5
Busi Mgmt-Real Estate Cert					8	8
Busi Mgmt-Small Busi Mgmt Cert					8	8
Business	236					236
Business Management-AAS		6				6
Chemistry				8		8
Chicanx Studies	1					1
Child Dev-Teaching		18				18
Child Dev.-Infants & Toddlers					6	6
Child Dev.-Teacher Assistant Cert					19	19
Communication-Advert and Public Relations	9					9
Communication-Journal and Mass Communications	9					9
Communication-Radio and TV Broadcast	22					22
Computer Aided Design-Construction Specialization					20	20
Computer Aided Design-Drafting and Design Technology		3				3
Computer Aided Design-Mechanical Specialization					2	2

Source: Student Banner files; EPCC Dashboards as of 8/28/24

**Graduates by Program and Degree Type, Academic Year 2022-2023 (Continued)**

Program	Associate of Arts	Associate of Applied Science	Associate of Arts in Teaching	Associate of Science	All Certificates	Total
Computer Science	62					62
Cosmetology Cert					30	30
Court Reporting-Machine Shorthand Scapist					5	5
Criminal Justice-Law Enforcement Cert					5	5
Criminal Justice-Homeland Security-AAS		6				6
Criminal Justice	182	5				187
Culinary Arts		7			7	14
Culinary Arts-Pastry		8			9	17
Culinary Arts-Restaurant Mgmt		2			2	4
Dental Assisting		8			10	18
Dental Hygiene		15				15
Diagnostic Medical Sonography		8				8
Diesel Mechanics-Adv Tech Ctr: Diesel Mechanics					40	40
Diesel Technology		14				14
Echocardiography (Adult)		4				4
Electrical Techn-Adv Tech Ctr: Electrical Technology					30	30
Emer Med Serv Paramedic Cert		7			14	21
Emergency Medical Technician					9	9
Emer Med Serv- Advanced EMT Cert					7	7
Engineering-Civil Engineering				25		25
Engineering-Elec & Comp Engr Prin				17		17
Engineering-Electrical Engineering				1		1
Engineering-Material Engineering				1		1
Engineering-Mechanical Engineering				33		33
Engineering-Industrial & Systems Engr				6		6
English	24					24
Fashion Tech-Industrial Patternmaking					7	7
Fashion Tech-Design		7				7

Source: Student Banner files; EPCC Dashboards as of 8/28/24

**Graduates by Program and Degree Type, Academic Year 2022-2023 (Continued)**

Program	Associate of Arts	Associate of Applied Science	Associate of Arts in Teaching	Associate of Science	All Certificates	Total
Fashion Tech-Merchandising		2				2
Fire Tech-Basic Firefighter		13			16	29
Fire Tech-Fire Science		3				3
Geology				9		9
Health Information Management		3				3
HVAC-Adv Tech Ctr: Heat/Vent Air Co		8			9	17
HVAC-Adv Tech Ctr: Resident HVAC Tech					15	15
Hospitality Operations-Front Desk Operations					7	7
Hospitality Operations		2				2
Industrial Maintenance-Mechanic Technician Cert					13	13
Info Tech Sys-Cyber Security		9				9
Info Tech Sys-Computer Programming		8				8
Info Tech Sys-Computer Sup Tech A+					16	16
Info Tech Sys-Data Support Spe					2	2
Info Tech Sys-Entry Level Computer					8	8
Info Tech Sys-Info Tech in Bus		1				1
Info Technology in Business Cert					1	1
Info Tech Sys-Information Networking		6				6
Info Tech Sys-Cisco Networking Training					3	3
Interior Design Tech-Personal Design					10	10
Interior Design Technology		9				9
Interior Design Tech-Kitchen and Bath Design					1	1
Kinesiology	44					44
Law Enforcement-CE-Basic Peace Officer					23	23
Machining Tech-Adv Tech Ctr: CNC Machinist					4	4
Massage Therapy-CE-Massage Therapy					36	36

Source: Student Banner files; EPCC Dashboards as of 8/28/24

**Graduates by Program and Degree Type, Academic Year 2022-2023 (Continued)**

Program	Associate of Arts	Associate of Applied Science	Associate of Arts in Teaching	Associate of Science	All Certificates	Total
Mathematics				7		7
Medical Imaging Tech-Radiography		7				7
Medical Assist. Tech-Admin. Medical Asst.					19	19
Medical Assisting Technology		5				5
Medical Laboratory Technology		9				9
Multidisciplinary Studies	1,437					1,437
Multidisciplinary Stud in Sci				148		148
Music	4					4
Nail Technologist (CE)					29	29
Nursing-AAS		85				85
Nursing-Fund of Nursing Cert					89	89
Nursing-LVN to RN Transition		43				43
Paralegal Tech		11			4	15
Pharmacy Technology		7			14	21
Philosophy	3					3
Physical Therapist Assistant		8				8
Physics				2		2
Psychology	137			38		175
Renewable Energy Tech-Photovoltaic (PV) Installers					7	7
Renewable Energy Tech Sys		4			4	8
Respiratory Care Technology		15				15
Sign Language Interpreter Prep		8				8
Sign Language-Amer Sign Lang-Deaf Cert					27	27
Social Work-AAS		22				22
Social Work-Drug/Alcohol Coun					7	7
Speech Communication	1					1
Surgical Technology-AAS		9				9
Teacher Prep-EC-6, 4-8, EC-12, Spec Ed			119			119
Teacher Prep-Teach Educ (All Grades Levels)	24					24
Travel and Tourism-AAS		3				3

Source: Student Banner files; EPCC Dashboards as of 8/28/24

## Graduates by Program and Degree Type, Academic Year 2022-2023 (Continued)

Program	Associate of Arts	Associate of Applied Science	Associate of Arts in Teaching	Associate of Science	All Certificates	Total
Travel Counsel/Airline Reserv					4	4
Fund. of Voc Nursing					55	55
Vocational Nursing Cert					50	50
Welding Certificate					52	52
<b>Total</b>	<b>2,228</b>	<b>475</b>	<b>119</b>	<b>447</b>	<b>864</b>	<b>4,133</b>

Source: Student Banner files; EPCC Dashboards as of 8/28/24



Photo by Ingrid Leyva

***EPCC is the Best Place to Start and Finish!***

**As of Fall 2023, more than 100,000 degrees and certificates have been awarded to EPCC students.**

### STATE REPORTED GRADUATION RATES

**Texas Higher Education Coordinating Board:  
2023 Graduation Rates within 3, 4 and 6  
Years, by Full and Part-Time Status**

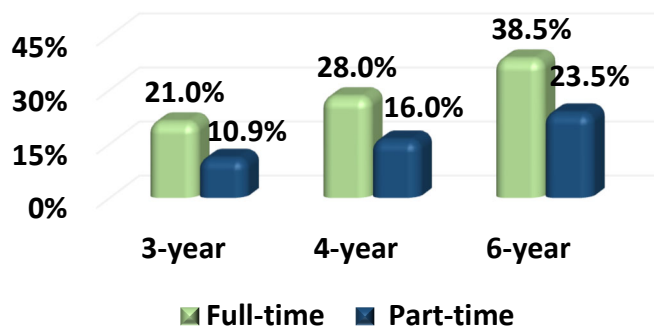


Photo by Ingrid Leyva

Note: the 2021 data is the most current available as of June 2023.

Source: Texas Higher Education Coordinating Board, 2021 Texas Higher Education Almanac




**SYNERGI<sup>4</sup>**



Source: EPCC Dashboard; Office of the Dean of Dual Credit & ECHS-Instruction

## EARLY COLLEGE HIGH SCHOOLS, FALL 2023



**EASTLAKE**  
— HIGH SCHOOL —

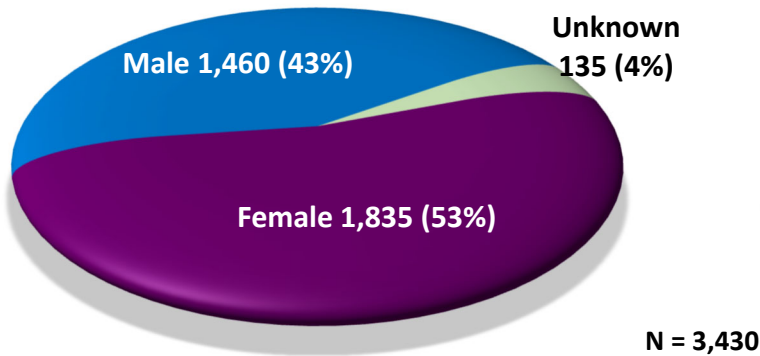


Source: EPCC Dashboard; Office of the Dean of Dual Credit & ECHS-Instruction

## DUAL CREDIT

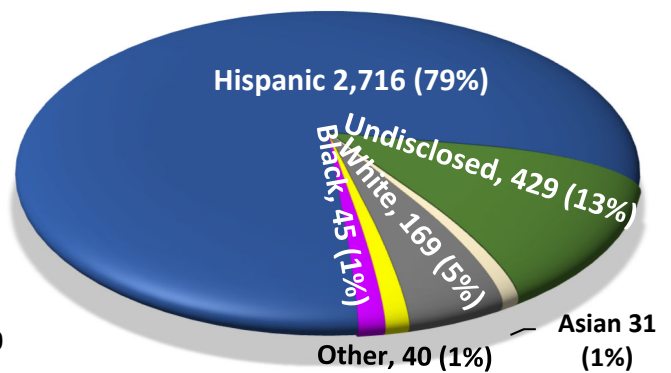
Dual Credit: A system in which an eligible high school student successfully completes a college course(s) that is paired to a high school course required for graduation and receives credit for the course on both the college and the high school transcripts (TEC §28.009) *Source: Texas Education Agency*

**Dual Credit Enrollment by Gender, Fall 2023**



Sources: Student Banner Files; EPCC Dashboards

**Dual Credit Enrollment by Ethnicity, Fall 2023**

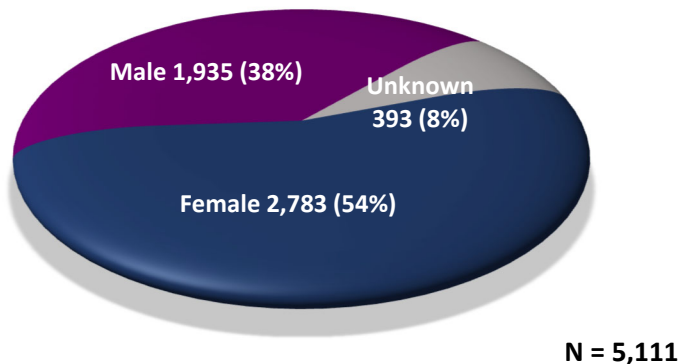


"Other" category includes Native American, Pacific Islanders, Persons with 2 or More Races, and Non-Residents.

## EARLY COLLEGE HIGH SCHOOL

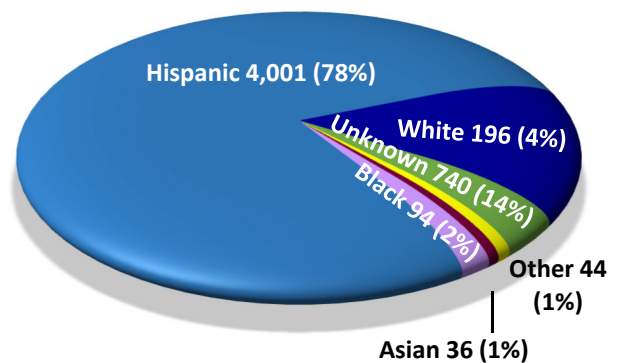
Early College High School: Open-enrollment high schools that allow students least likely to attend college an opportunity to receive both a high school diploma and either an associate degree or at least 60 credit hours toward a baccalaureate degree. *Source: Texas Education Agency*

**Early College High School Enrollment by Gender, Fall 2023**



Sources: Student Banner Files; EPCC Dashboards

**Early College High School Enrollment, by Ethnicity, Fall 2023**



"Other" category includes Native American, Pacific Islanders, Persons with 2 or More Races, and Non-Residents.




Photo by Christy Frescas

## STATE REPORTED LICENSURE RATES

### 2022-2023 Annual Licensure Report, Based on Program-Level Reporting

Major	Tested	Passed	%
American Sign Language	8	2	25%
Clinical/Medical Laboratory Technician	9	9	100%
Cosmetology/Cosmetologist, General	25	24	96%
Court Reporting and Captioning/Court Reporter	5	3	60%
Criminal Justice/Police Science	35	35	100%
Dental Assist/Assistanting	17	17	100%
Dental Hygiene/Hygienist	30	30	100%
Diagnostic Medical Sonography/Sonographer and Ultrasound Technician	31	30	97%
Emergency Medical Technology/Technician (EMT Paramedic)	102	63	62%
Fire Science/Fire-Fighting	75	60	80%
Health Information/Medical Records Technology/Technician	2	2	100%
Heating, Air Conditioning, Ventilation and Refrigeration Maintenance Tech.	46	38	83%
Licensed Practical/Vocational Nurse Training	44	42	95%
Massage Therapy/Therapeutic Massage	20	20	100%
Medical/Clinical Assistant	11	9	82%
Nail Technician/Specialist and Manicurist	17	17	100%
Pharmacy Technician/Assistant	12	12	100%
Physical Therapist Assistant	10	9	90%
Radiologic Technology/Science - Radiographer	8	8	100%
Real Estate	5	5	100%
Registered Nursing/Registered Nurse	139	136	98%
Respiratory Care Therapy/Therapist	20	18	90%
Surgical Technology/Technologist	9	9	89%
Welding Technology/Welder	52	45	87%

Source: Texas Higher Education Coordinating Board; EPCC Office of Institutional Research


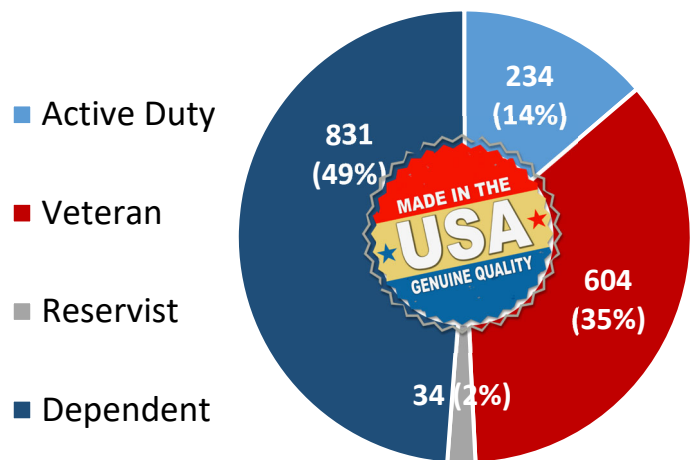


Photo by Christy Frescas

## MILITARY AFFILIATED STUDENTS

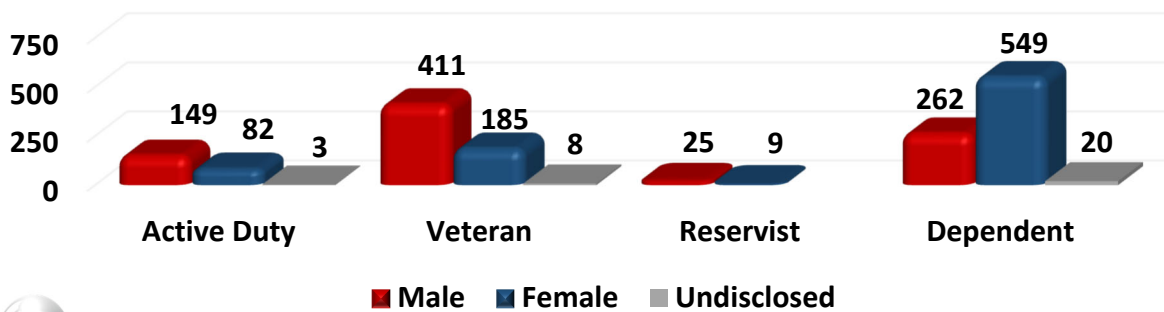


### Military Affiliated Student Enrollment, Fall 2023

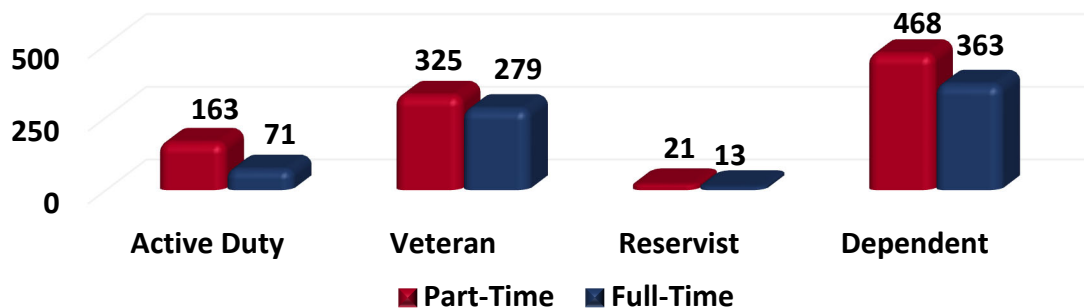


Source: EPCC Student Banner Files, EPCC Dashboards

### Enrollment of Military Affiliated Students, by Gender, Fall 2023



### Enrollment of Military Affiliated Students by Full and Part-Time Status, Fall 2023




Source: EPCC Student Banner Files, EPCC Dashboards

## FIRST-TIME IN COLLEGE STUDENTS RETENTION AND PERSISTENCE

**Total First-Time in  
College Students  
in Fall 2022:**

**4,235\***

**Total Fall 2023  
Retention: 2,396**



**Total First-Time in  
College Students  
in Fall 2023:**

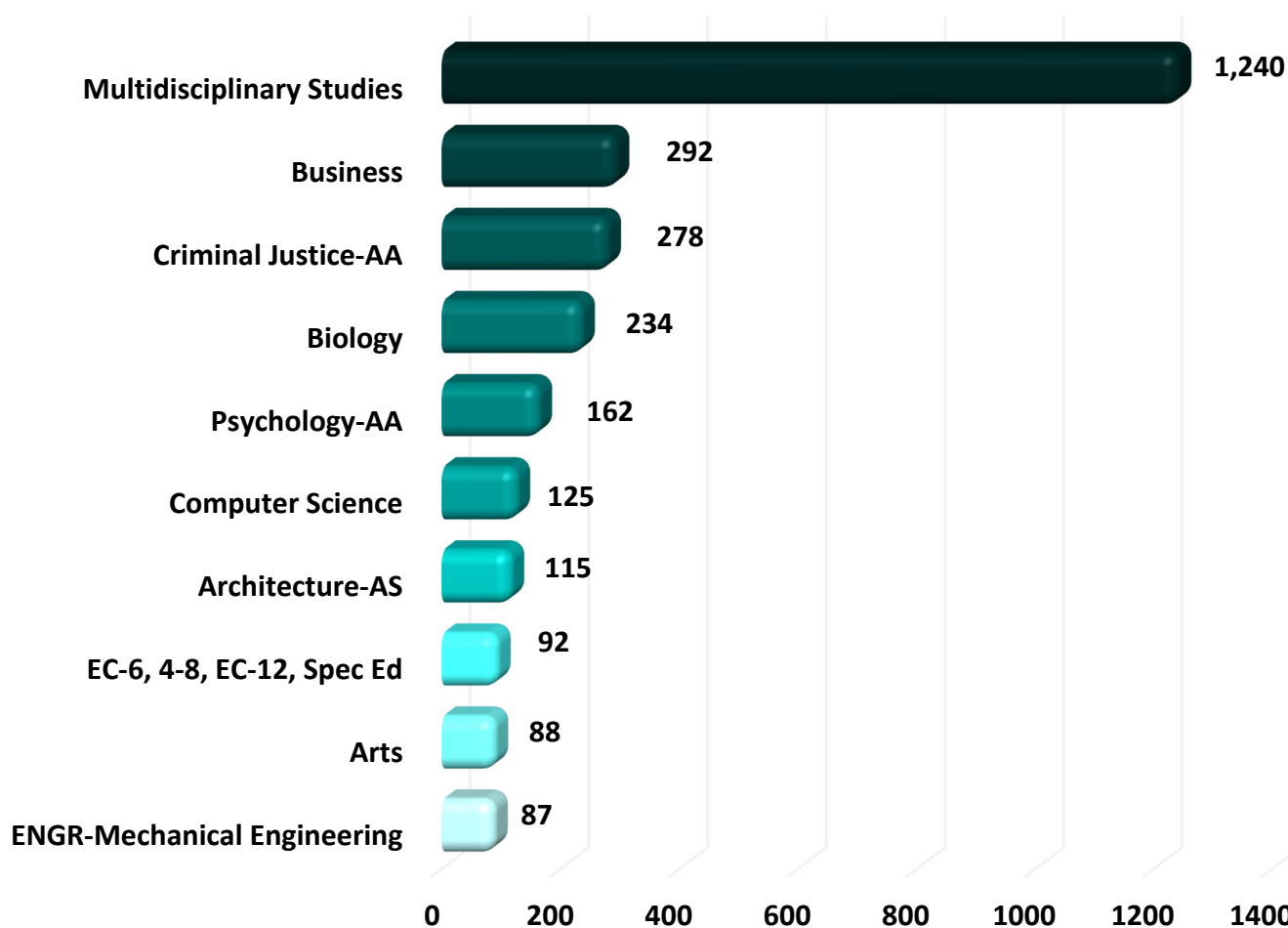
**3,992**

**Total Spring 2024  
Persistence: 3,049**

Sources: Student Banner Files; EPCC Dashboards

Note: As first-time in college (FTIC) students submit transcripts to EPCC, FTIC numbers are adjusted when students are found to have attended college elsewhere prior to EPCC. Therefore, FTIC numbers here may not match previous editions of EPCC Fact Books.

### Top 10 Majors of First-Time in College Students, Fall 2023



Source: EPCC Student Banner Files, EPCC Dashboards

## FIRST-TIME IN COLLEGE STUDENTS BY HIGH SCHOOL

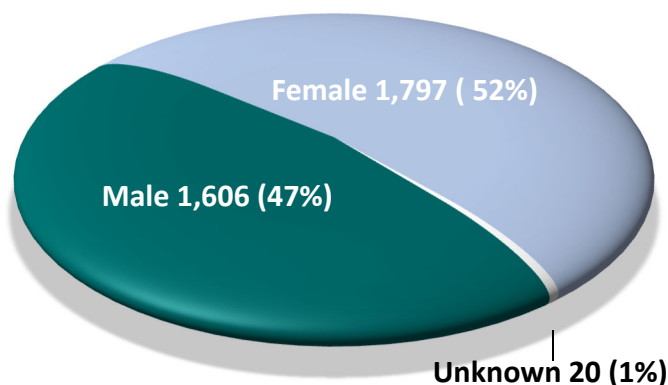
### Total First-Time in College Students by Last High School Attended, Fall 2023

High School	High School Grads		High School	High School Grads		High School	High School Grads	
	No.	Percent		No.	Percent		No.	Percent
<b>Canutillo Independent School District</b>			<b>Local Area Independent School District</b>			<b>Socorro Independent School District</b>		
Canutillo	92	3.0%	Fabens	26	0.8%	Americas	155	5.0%
<b>Total</b>	<b>92</b>	<b>3.0%</b>	Gadsden	15	0.5%	Eastlake	113	3.6%
			San Elizario	43	1.4%	El Dorado	107	3.4%
<b>Clint Independent School District</b>			All Other Local ISDs with	19	0.6%	Montwood	126	4.1%
Clint	49	1.6%	<10 Grads Attending EPCC			Pebble Hills	127	4.1%
Horizon	114	3.7%	<b>Total</b>	<b>103</b>	<b>3.3%</b>	Socorro	136	4.4%
Mountain View	56	1.8%				All Other Local ISDs with	5	0.2%
<b>Total</b>	<b>219</b>	<b>7.0%</b>	<b>Miscellaneous</b>			<10 Grads Attending EPCC		
			All Other Local ISDs with	4	0.1%	<b>Total</b>	<b>769</b>	<b>24.8%</b>
<b>El Paso Independent School District</b>			<10 Grads Attending EPCC			<b>Ysleta Independent School District</b>		
Andress	65	2.1%	<b>Total</b>	<b>4</b>	<b>0.1%</b>	Bel Air	97	3.1%
Austin	65	2.1%	<b>No ISD</b>			Del Valle	143	4.6%
Bowie	116	3.7%	TX Home Schooled	16	0.5%	Eastwood	132	4.2%
Burgess	73	2.3%	<b>Total</b>	<b>16</b>	<b>0.5%</b>	Hanks	94	3.0%
Chapin	71	2.3%				Parkland	68	2.2%
Coronado	97	3.1%	<b>No ISD</b>			Riverside	58	1.9%
El Paso	87	2.8%	Other U.S. HS	33	1.1%	Ysleta	72	2.3%
Franklin	99	3.2%	Mexico HS	111	3.6%	All Other Local ISDs with		
Irvin	65	2.1%	<b>Total</b>	<b>144</b>	<b>4.6%</b>	<10 Grads Attending EPCC		
Jefferson	71	2.3%				<b>Total</b>	<b>664</b>	<b>21.4%</b>
Silva Magnet	10	0.3%	<b>Private High School</b>			<b>Early College High Schools/Pathways in Technology Early Coll. HS</b>		
Sunset (Evening) HS	12	0.4%	Lydia Patterson Inst. HS	12	0.4%	Empire ECHS	12	0.4%
All Other Local ISDs with	2	0.1%	All Other Local ISDs with	29	0.9%	Mission ECHS	11	0.4%
<10 Grads Attending EPCC			<10 Grads Attending EPCC			Parkland ECHS	15	0.5%
<b>Total</b>	<b>833</b>	<b>26.8%</b>	<b>Total</b>	<b>41</b>	<b>1.3%</b>	Pebble Hills ECHS	14	0.5%
<b>*Notes: * Miscellaneous includes Job Corps, Grads from Other Countries (excluding Mexico)</b>			<b>Public Charter School</b>			Socorro ECHS	19	0.6%
<b>**Percentages may not add to 100% due to rounding</b>			El Paso Acad. East, West	18	0.6%	Trailblazers ECHS	10	0.3%
			Harmony Sci, Acad; Innovation	25	0.8%	All Other Local ISDs with	53	1.7%
			Premier HS of El Paso; East EP	19	0.6%	<10 Grads Attending EPCC		
			Triumph HS East, West	11	0.4%	<b>Total</b>	<b>134</b>	<b>4.3%</b>
			All Other Local ISDs with	15	0.5%			
			<10 Grads Attending EPCC					
			<b>Total</b>	<b>88</b>	<b>2.8%</b>			
<b>Total First-Time in College Students Enrolled in Fall 2023 with a Reported High School: 3,107 (100%)</b>								

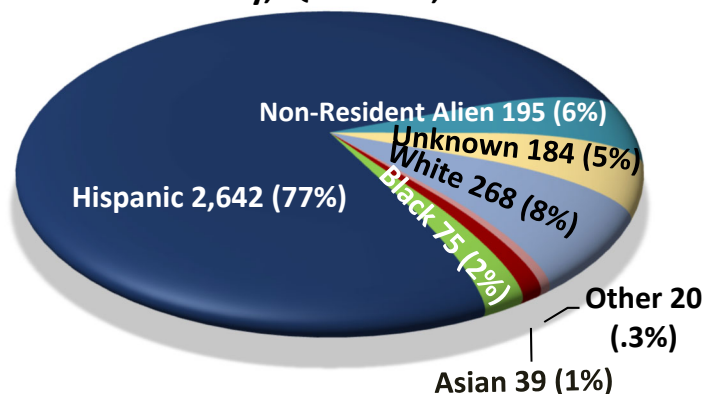
Sources: Student Banner Files; EPCC Dashboards

# CONTINUING EDUCATION

Continuing Education Enrollment  
by Ethnicity, Quarter 1, Fall 2023



Continuing Education Enrollment by  
Ethnicity, Quarter 1, Fall 2023



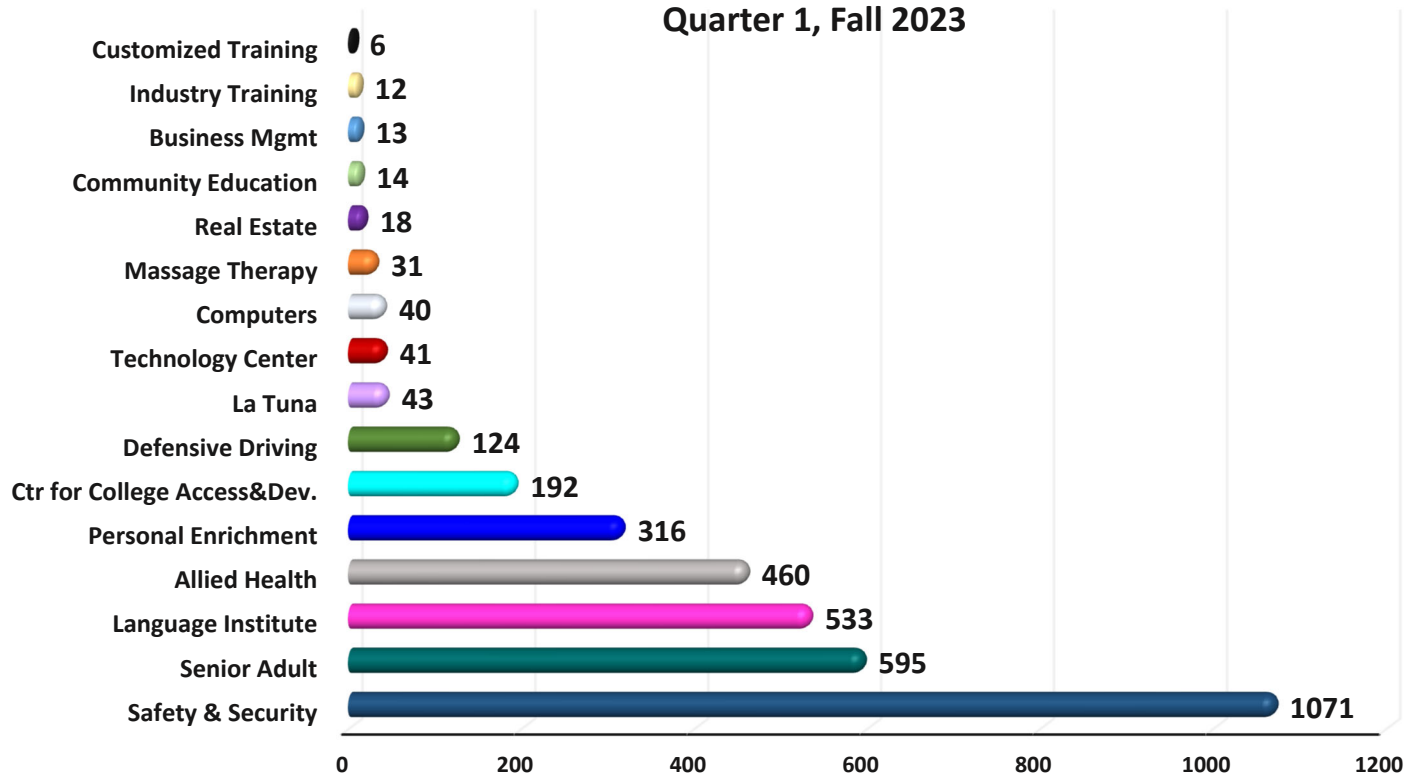
N=3,423

"Other" category includes Native American, Pacific Islander, and students with 2+ ethnicities.

Source: EPCC Student Banner Files

Source: EPCC Student Banner Files

Enrollments in Continuing Education Disciplines,  
Quarter 1, Fall 2023



Note: The enrollment numbers are duplicated as students may enroll in more than one discipline in Continuing Education. Students are counted in each discipline in which they are enrolled. Source: EPCCD Student Banner Files

# GLOSSARY

**Cohort:** A group of individuals who meet a set of criteria (e.g., a group of students who register during the same semester or begin attending college for the first time at the same time).

**Developmental Student:** A student who takes a developmental course during his or her first semester in college (State definition). This designation is permanent with respect to the student's State record.

**Face-to-Face Course:** The traditional delivery method in which a course is taught in a face-to-face setting with an instructor.

**Fall-to-Fall Retention:** The percentage or number of students who register in the fall semester during a specified period of time and who register again the following fall semester.

**Fall-to-Spring Persistence:** The percentage or number of students who register in the fall semester during a specified period of time and who register again the following spring semester.

**First-Time In College (FTIC) Student:** A student in his or her first semester of college attendance, who has never attended any college previously.

**Full-Time Equivalent (FTE):** The total number of student credit hours divided by 15 for the Fall term (or for one semester only) and is divided by 30 for the entire academic or fiscal year.

**Full-Time Student:** Any student who is registered for 12 or more credit hours during any semester.

**Internet Course:** A type of delivery method in which a course is taught online and allows students access to course materials 24 hours a day. Faculty post materials, instructions, readings and assignments online for students to complete on their own or in a group.

**Part-Time Student:** Any student who is registered for 11 credit hours or less during any semester.

**Texas Higher Education Coordinating Board (THECB):** This agency was created by the Texas Legislature and provides leadership and coordination for the Texas higher education system and works with the legislature, governor, governing boards, higher education institutions and other entities to help promote access to quality higher education across Texas.

**Unduplicated Enrollment:** The number of students registered during a specified period of time.

**V2023:** aka Vintage Year 2023. The final year of data produced in a time series of estimates of population that begins with the most recent decennial U.S. Census data and extends to the "Vintage Year." V2023 is the most current year of population estimates available as of July 1, 2024.





*Photo by Christy Frescas*



Produced by the Office of Institutional Planning  
and the Office of Institutional Research

Fall 2023