

El Paso Community College Fact Book



Fall 2022

Produced by the Office of Institutional Planning
and the Office of Institutional Research

Published August 2023

Table of Contents

Table of Contents	Page i-iii
College Information	Page 1
Accreditation	Page 1
Vision, Mission, Goals	Page 1
Board of Trustees	Page 2
Administration at EPCC	Page 3
About the El Paso Community College Fact Book	Page 3
EPCC Accolades and Awards, 2022	Page 4
Internet & Social Media	Page 6
Tuition & Fees, Fall 2022	Page 6
Employees, Fall 2022	Page 6
EPCC Faculty by Full and Part-Time Status and Gender, Fall 2022	
Faculty by Race/Ethnicity, Fall 2022	
Service Area	Page 7
Locations	Page 7
The Community We Serve	Page 8
Demographics for El Paso County, Texas, and the United States	
Total Hispanic Population as of July 1, 2021	
Education Statistics, 2017-2021	Page 9
Percent of Persons 25 Years and Older with High School Diploma or Higher, 2017-2021	
Percent of Persons 25 Years and Older with Bachelor’s Degree or Higher, 2017-2021	
Income and Poverty Statistics 2017-2021	Page 9
Median Household Income (in 2021 dollars), 2017-2021	
Persons in Poverty, 2017-2021	
Educational Attainment	Page 10
Highest Educational Attainment by Persons 25 Years and Older, 2017-2021	
Persons 25 Years and Older with a High School Diploma or Bachelor’s Degree or Higher Employment, 2017-2021	

**Cover picture by Fernie Garcia*

Employment	Page 11
Employed Civilians in El Paso County by Occupational Categories Community, 2017-2021	
Community	Page 12
Community Demographics Reflected in EPCC Enrollment, Fall 2022	
Degrees and Certificates Awarded, 1972 – 2022	Page 13
Historical Tuition and Fees for El Paso Community College	Page 14
Credit Student Demographics	Page 15
Fall 2022 Demographics for All Students	
Credit Enrollment	Page 16
Enrollment of Students at Each Location, Fall 2022	
Dual Credit, Early College HS, and Distance Learning Enrollments, Fall 2022	
Enrollment by Student Type, Fall 2022	
Enrollment by Students Receiving Any Financial Aid, Fall 2022	
Fall 2022 Demographics for First-Time in College (FTIC)	Page 17
First-Time in College Students by Ethnicity, Fall 2022	
First-time in College Students by High School	Page 18
Total First-Time in College Students by Last High School Attended, Fall 2022	
First-time in College Students Persistence and Retention	Page 19
Top 10 Majors of First-Time in College Students, Fall 2022	
Military Affiliated Students	Page 20
Military Affiliated Student Enrollment, Fall 2022	
Enrollment of Military Affiliated Students by Gender, Fall 2022	
Enrollment of Military Affiliated Students by Full and Part Time Status, Fall 2022	
Dual Credit	Page 21
Dual Credit Enrollment by Gender, Fall 2022	
Dual Credit Enrollment by Ethnicity, Fall 2022	
Early College High School	Page 21
Early College High School Enrollment by Gender, Fall 2022	
Early College High School by Ethnicity, Fall 2022	
List of Early College High Schools & Pathways in Technology Early College High Schools, (P-TECH), Fall2022	Page 22

Total Graduates by Award Type, 2021 - 2022..... Page 23
Reverse Transfer Graduates for 2021-2022

Graduates, Academic Year 2021 - 2022..... Page 24
Graduates by Discipline and Degree Type, Academic Year 2020-2021

State Reported Graduation Rates Page 29
Texas Higher Education Coordinating Board: 2021 Graduation Rates within 3, 4
and 6 Years, by Full and Part-time Status

State Reported Licensure Rates Page 29
2021-2022 Annual Licensure Report, Based on Program-Level Reporting

Continuing Education Students..... Page 30
Continuing Education Enrollment by Gender, Quarter 1, Fall 2022
Continuing Education Enrollment by Ethnicity, Quarter 1, Fall 2022
Enrollment in Continuing Education Disciplines, Quarter 1, Fall 2022

Glossary Page 31



Photo by Fernie Garcia

EL PASO COMMUNITY COLLEGE

COLLEGE INFORMATION

Address.....9050 Viscount Blvd., El Paso, TX 79925
Mailing Address.....P.O. Box 20500, El Paso, TX 79998
Main Phone Number.....915.831.EPCC
President.....Dr. William Serrata
Established.....June 1969
Colors.....Teal and Purple
Mascot.....Tejano

ACCREDITATION

El Paso County Community College District is accredited by the Southern Association of Colleges and Schools Commission on Colleges (SACSCOC) to award associate degrees. Degree-granting institutions also may offer credentials such as certificates and diplomas at approved degree levels. Questions about the accreditation of El Paso County Community College District may be directed in writing to the Southern Association of Colleges and Schools Commission on Colleges at 1866 Southern Lane, Decatur, GA 30033-4097, by calling (404) 679-4500, or by using information available on SACSCOC's website (www.sacscoc.org).

VISION STATEMENT

EPCC will be a progressive educational leader transforming our future.

MISSION STATEMENT

The mission of El Paso Community College is to ensure affordable, high quality education and career pathways from start to finish.


STRATEGIC GOALS

1. **Provide Quality Education to Meet Students' Diverse Needs**
2. **Drive Student Success**
3. **Foster Engagement and Increase Partnerships**
4. **Sustainability**


BOARD OF TRUSTEES, FALL 2022



Mr. Brian Haggerty
Chair of the Board
District 2, Northeast
brian.haggerty@epcc.edu



Dr. Carmen Olivas Graham
Vice Chair of the Board
District 5, East
carmen.graham@epcc.edu



Ms. Belen Robles
Board Trustee
District 3, Central
belen.robles@epcc.edu



Mrs. Bonnie Soria Najera
Board Trustee
District 7, Lower Valley
bonnie.najera@epcc.edu



Ms. Nina Piña
Board Trustee
District 6, Southeast
nina.pina@epcc.edu



Ms. Christina Sanchez
Board Secretary
District 4, Central/South
christina.sanchez@epcc.edu



Mr. John E. Uxer, Jr.
Board Trustee
District 1, Westside
john.uxer@epcc.edu



El Paso

ADDITIONAL COLLEGE INFORMATION

Year Founded: 1969

Peer Group: Very Large College

**Degrees Offered: Associate of Arts,
Associate of Arts in
Teaching, Associate of
Science, Associate of
Applied Science Degrees,
and Certificates**

Hispanic Serving Institute: Yes

Open Door Enrollment: Yes

Specialized Admissions for Health Careers: Yes

The El Paso Community College District does not discriminate on the basis of race, color, national origin, religion, gender, age, disability, veteran status, sexual orientation, or gender identity.

EPCC CABINET, FALL 2022

Dr. William Serrata
President
(915) 831-6511
wserrata@epcc.edu

Dr. Carlos Amaya
Vice President
Student & Enrollment
Services
(915) 831-2640
camaya3@epcc.edu

Dr. Julie Penley
Vice President
Research, Accreditation
& Planning
(915) 831-6715
jpenley@epcc.edu

Dr. Steve Smith
Vice President
Instruction & Workforce
Education/CAO
(915) 831-6471
ssmith54@epcc.edu

Ms. Josette Shaughnessy
Vice President
Financial & Administrative
Operations/CFO
(915) 831-6401
jshaugh2@epcc.edu

Mr. Marco Fernandez
Interim Associate Vice President
Information Technology
(915) 831-6498
mferna56@epcc.edu

Mr. Blayne Primozich
Associate Vice President
Workforce & Continuing Education
(915)831-7724
bprimozic@epcc.edu

Dr. Keri Moe
Associate Vice President
External Relations, Communication
& Development
(915) 831-6526
kmoe@epcc.edu

Mr. Fernie Flores
Associate Vice President
Budget & Financial Services
(915) 831-6391
fflore63@epcc.edu

Dr. Paula Mitchell
Associate Vice President
Instruction & Student Success
(915) 831-6735
pmitch8@epcc.edu

ABOUT THE EL PASO COMMUNITY COLLEGE FACT BOOK

The Fact Book is designed to provide a “snapshot” of the Fall 2022 semester at El Paso Community College. This public document is designed to provide easy access to data and information about the El Paso Community College. This current edition focuses mainly on Fall 2022, although several tables and charts do provide data for a full year.

The College’s Office of Institutional Planning, in collaboration with the Office of Institutional Research, created this publication using data from student records, the EPCC Dashboards, the U.S. Census Bureau, and the Texas Higher Education Coordinating Board. Both offices have made every effort to ensure the accuracy of this information.

The Fact Book is divided into two major sections. The first section displays a teal border at the bottom of each page and focuses mainly on data for faculty, staff and the community in El Paso County located in El Paso, Texas. The second section focuses on students attending El Paso Community College and displays a light blue border at the bottom of each page.

It is with pride that we present the Fall 2022 Fact Book. We encourage you to review this publication in its entirety to appreciate all that El Paso Community College has to offer the community and surrounding areas.

The Best Place to Start *and Finish!*



❖ **First-Year Experience is Finalist for Bellwether Award (Nov 2022)**

EPCC was selected as 1 of 30 finalists by The Bellwether College Consortium for the highly coveted *Bellwether Awards*. Bellwether finalists represent leading community colleges whose outstanding and innovative programs and practices were selected among competitive submissions as exemplary. The finalists underwent a rigorous second and final round of review at the 2023 Community College Futures Assembly in February 2023. EPCC's First-Year Experience (FYE) has been recognized with this honor. FYE specializes in academic coaching and advising for First-Time in College (FTIC) students.

❖ **EPCC Architecture Honored by Texas Society of Architects (Oct 2022)**

EPCC Architecture students and faculty participated in the Texas Society of Architects Convention held in El Paso. The EPCC Architecture discipline was honored to be chosen to present an installation at the entrance to the conference. The installation, titled *Ofrenda Tectónica*, was designed to honor the traditions of a Día de los Muertos alter. This was all done in partnership with students and faculty of the EPCC Art and Technology Disciplines along with the help of the EPCC Makerspace.

❖ **EPCC Named HEED Award Recipient; 10th Year in a Row (Sep 2022)**

EPCC received the 2022 *Higher Education Excellence in Diversity (HEED) Award* from INSIGHT Into Diversity magazine, the oldest and largest diversity-focused publication in higher education. As a recipient of the annual HEED Award — a national honor recognizing U.S. colleges and universities that demonstrate an outstanding commitment to diversity and inclusion — EPCC was featured, along with 102 other recipients, in the November 2022 issue of INSIGHT Into Diversity magazine. This was the 10th year in a row EPCC has been named a HEED Award recipient. INSIGHT Into Diversity magazine selected EPCC because of its work to foster and promote cultural awareness and respect not only among employees but also among our students and the surrounding El Paso community.

❖ **EPCC Nationally Recognized for Student Success (Feb 2022)**

For the 17th year in a row, EPCC has been recognized as a leader in education to Hispanic students by the *Hispanic Outlook on Education* magazine. In the February 2022 issue, EPCC was highlighted on the cover and had an article on its success along with an interview with EPCC President, Dr. William Serrata. EPCC had the distinction of being one of the nation's leaders in associate's degrees granted and Hispanic enrollment.

❖ **Former Tejanos Inducted into EP Baseball Hall of Fame (Aug 2022)**

Former El Paso Community College Tejanos, Rick Solis and Kyle Anson, were inducted into the *El Paso Baseball Hall of Fame* in September 2022. Rick Solis played for the Tejanos in 1999 and 2000. He went on to play at Northwestern State University in 2001 and 2002. He played one season in the Los Angeles Dodgers' minor league system. Solis is now the Head Coach of the Riverside Rangers. Kyle Anson played for the Tejanos in 2002 and 2003. He finished his college career with Texas State University in 2004 and 2005. He played four seasons in the New York Yankees' minor league system. The inductees threw out the ceremonial first pitch in September 2022 at the El Paso Chihuahuas baseball game followed by the Induction Ceremony the following day.

The Best Place to Start *and Finish!*

EPCC ACCOLADES AND AWARDS, CONTINUED



❖ **EPCC Joins Grow with Google's HSI Career Readiness Program (Jul 2022)**

EPCC announced its participation in the *Grow with Google HSI Career Readiness Program*. The initiative will help Latino students at 35 Hispanic Serving Institutions (HSIs) prepare for the workforce through digital skills training and career workshops. Through a \$2 million investment in the Hispanic Association of Colleges and Universities (HACU), the program will train 200,000 Latino students by 2025.

❖ **EPCC Testing Center Recognized as a Worldwide Leader (Jun 2022)**

EPCC High School Equivalency Testing Center (HSETC) was recognized as one of the Most Innovative Pearson VUE Test Centers, receiving the Prosper 2022 PVTC Summit Award. As there are over 5,000 testing centers in over 180 countries, Pearson Vue Test Centers awarded EPCC along with several others from around the world. "I take a lot of pride in my job and feel richly rewarded when someone of the stature like Pearson Vue acknowledges the job we do. I would not be able to do the job of this capacity if it wasn't for the EPCC HSE Testing Services Staff," said Cynthia Compean, High School Equivalency Testing Services Manager.

❖ **EPCC Computer Science Students Win National Competition (Oct 2022)**

EPCC Computer Science students won 1st, 2nd and Honorable Mention at the Great Minds in STEM (GMiS) National Conference in Pasadena, California. EPCC is the first community college to ever win this prestigious national competition after students participated in the Data Analytics and Machine Learning competition. EPCC teams received Honorable Mention for the CAHSI Hackathon for the Password Hacking track, competing against 100 teams.

❖ **Marathon Petroleum Presents Grant to EPCC (Mar 2022)**

Marathon Petroleum Corporation Foundation presented a \$273,838 check to the Foundation for El Paso Community College at a press conference held at EPCC's Advanced Technology Center at the Valle Verde Campus. This funding is for a grant that will be used to create the Marathon Petroleum Corporation High School to College Transition Program in Welding Technology which is designed to address the regional need for trained, qualified, and certified welders. This new initiative is a collaboration between EPCC, the Ysleta ISD Career Center Welding Program at Riverside High School, and Marathon Petroleum Corporation. This program will provide students a clear pathway to transition from Ysleta ISD's Riverside High School's welding program to El Paso Community College where they are able to earn additional welding certifications or an associate's degree.

❖ **First-Year Experience is Finalist for Bellwether Award (Nov 2022)**

EPCC was selected as 1 of 30 finalists by The Bellwether College Consortium for the highly coveted Bellwether Awards. Bellwether finalists represent leading community colleges whose outstanding and innovative programs and practices were selected among competitive submissions as exemplary. The finalists underwent a rigorous second and final round of review at the 2023 Community College Futures Assembly in February 2023. EPCC's First-Year Experience (FYE) was recognized with this honor. FYE specializes in academic coaching and advising for First-Time in College (FTIC) students. "We are thrilled that Bellwether has recognized this important work by naming EPCC's First Year Experience efforts as a finalist" said Dr. Steve Smith.





The Best Place to Start!

INTERNET & SOCIAL MEDIA

EPCC Website.....	www.epcc.edu
EPCC Twitter.....	https://twitter.com/EPCCNews
EPCC Facebook.....	https://www.facebook.com/EPCCNews/
EPCC Instagram.....	https://www.instagram.com/epccnews/

TUITION & FEES, FALL 2022

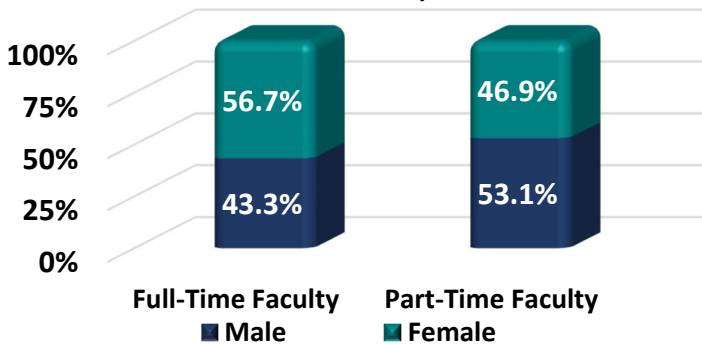
Resident Tuition, 12 Credit Hours.....	\$1,392
Resident Fees, 12 Credit Hours	\$240
Non-Resident Tuition, 12 Credit Hours.....	\$2,412
Non-Resident Fees, 12 Credit Hours	\$240

Source: El Paso Community College Fall 2022 Catalog

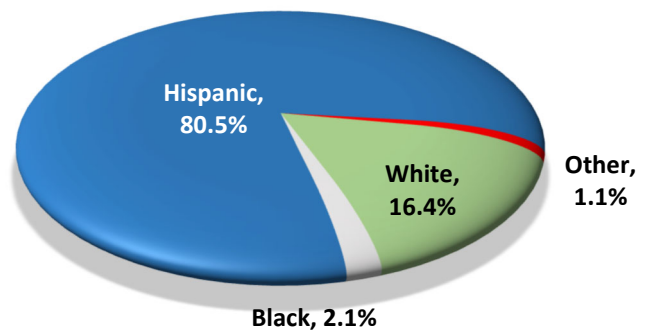
EMPLOYEES, FALL 2022

Full-Time Faculty.....	427
Full-Time Employees.....	698
Part-Time Faculty.....	669
Part-Time Employees.....	542
Total Faculty and Employees.....	2,336

EPCC Faculty by Full and Part-Time Status and Gender, Fall 2022

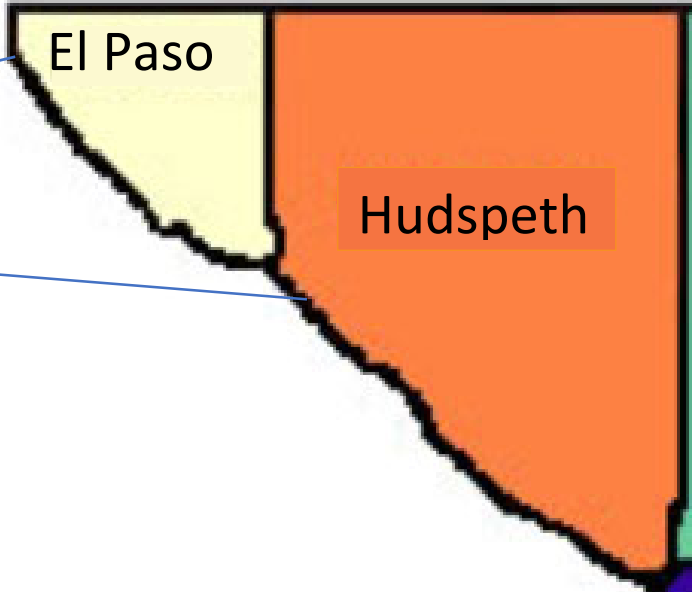


Faculty by Race/Ethnicity, Fall 2022



Source: Employee Ethnicity Statistical Report, October 2022, El Paso Community College Human Resources

SERVICE AREA



LOCATIONS



Administrative Services Center
9050 Viscount Blvd., El Paso, TX 79925



Rio Grande Campus
100 W. Rio Grande Ave., El Paso, TX 79902



Mission Del Paso Campus
10700 Gateway East, El Paso, TX 79927



Transmountain Campus
9570 Gateway Blvd. North, El Paso, TX 79924



Northwest Campus
6701 South Desert Blvd, El Paso, TX 79932



Valle Verde Campus
919 Hunter Dr., El Paso, TX 79915

Photos
by
Fernie
Garcia

THE COMMUNITY WE SERVE

Demographics for El Paso County, Texas, and the United States

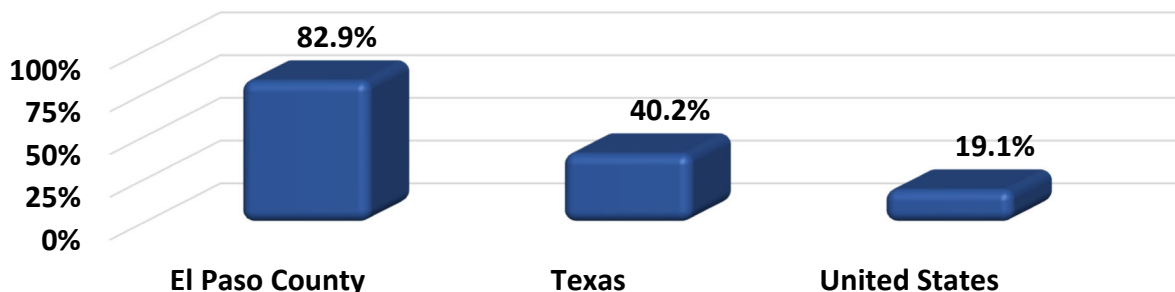
Population	El Paso County	Texas	United States
Population, Estimate, July 1, 2022, (V2022)	868,763	30,029,572	333,287,557
Population, percent change - April 1, 2020 (estimates base) to July 1, 2022, (V2022)	0.4%	3.0%	0.6%
Population Characteristics			
Veterans, 2017-2021	47,893	1,426,641	17,431,290
Foreign born persons, percent, 2017-2021	23.6%	17.0%	13.6%
Age and Sex			
Persons under 5 years, percent	6.5%	6.3%	5.6%
Persons under 18 years, percent	25.9%	24.8%	21.7%
Persons 65 years and over, percent	13.1%	13.4%	17.3%
Female persons, percent	50.1%	50.0%	50.4%
Race			
White alone*	91.2%	77.4%	75.5%
Black or African American alone	4.4%	13.4%	13.6%
American Indian and Alaska Native alone	1.1%	1.1%	1.3%
Asian alone, percent	1.5%	5.7%	6.3%
Native Hawaiian and Other Pacific Islander alone	0.2%	0.2%	0.3%
Two or More Races, percent	1.6%	2.3%	3.0%
Ethnic Origin			
Hispanic or Latino, percent	82.9%	40.2%	19.1%
White, not Hispanic or Latino, percent	11.2%	39.8%	58.9%

Notes: Vintage year 2022 is the most current year available from the U.S. Census as of November 2022. V2022 is in reference to a "vintage year" by the U.S. Census and refers to the final year of the series 2020 through 2022.

*"White alone" refers to persons who are not Hispanic or Latino, who responded "No, not Spanish/Hispanic/Latino" and who reported "White" as their only entry in the race question.

Source: U.S. Census Bureau, El Paso County Quickfacts 2022.

Total Hispanic Population as of July 1, 2022



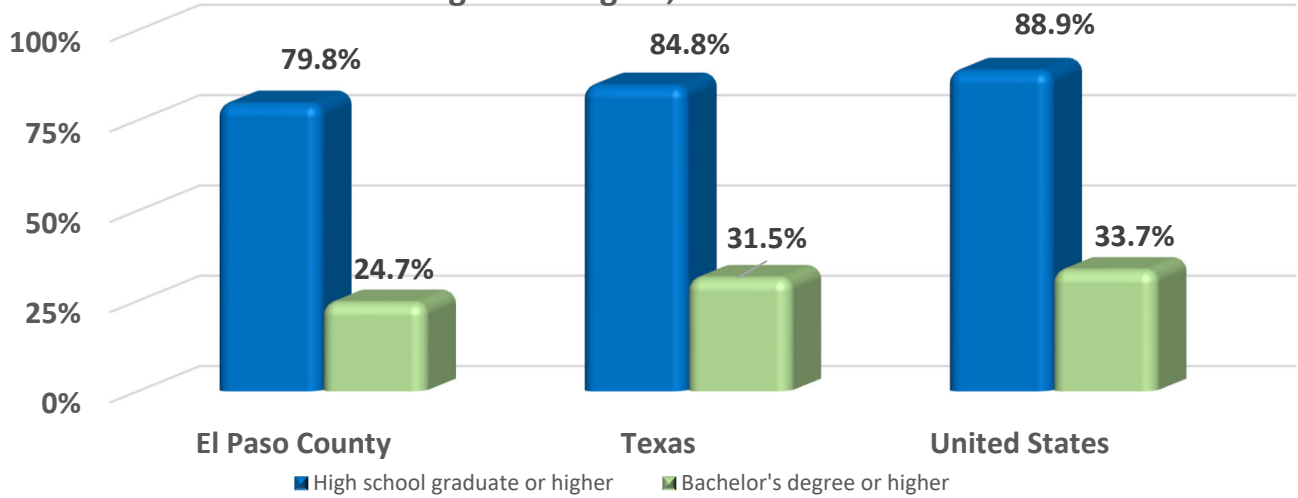
Source: U.S. Census Bureau, El Paso County Quickfacts 2022.

EDUCATIONAL ATTAINMENT

Education Statistics 2017-2021

Education	El Paso County	Texas	United States
High school graduate or higher, percent of persons age 25 years+, 2017-2021	79.8%	84.8%	88.9%
Bachelor's degree or higher, percent of persons age 25 years+, 2017-2021	24.7%	31.5%	33.7%

Persons 25 Years and Older with a High School Diploma or Bachelor's Degree or Higher, 2017-2021



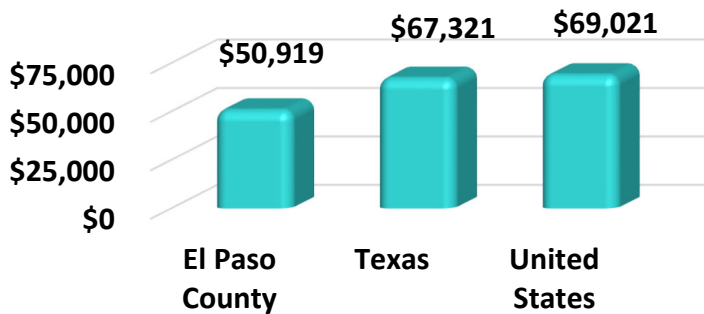
Source: U.S. Census Bureau, 2021, American Community Survey 5-Year Estimates (Table S1501)

Note: *The data for 2017-2021 is the most recent available from the U.S. Census.

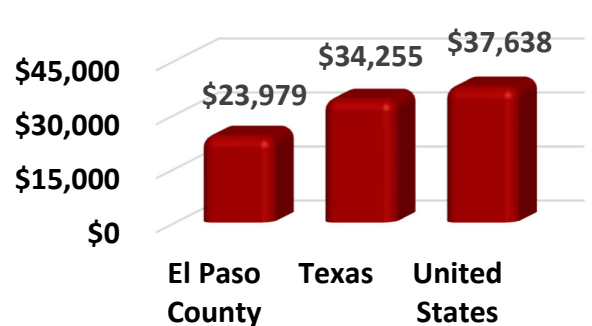
Income and Poverty Statistics, 2017-2021

Income & Poverty	El Paso County	Texas	United States
Median household income (in 2021 dollars), 2017-2021	\$50,919	\$67,321	\$69,021
Per capita income in past 12 months (in 2021 dollars), 2017-2021	\$23,979	\$34,255	\$37,638
Persons in poverty, percent	20.1%	14.2%	11.6%
Families below poverty level, percent, 2021±	16.8%	11.0%	9.1%

Median Household Income (in 2021 dollars), 2017-2021



Per capita income (in 2021 dollars), 2017-2021



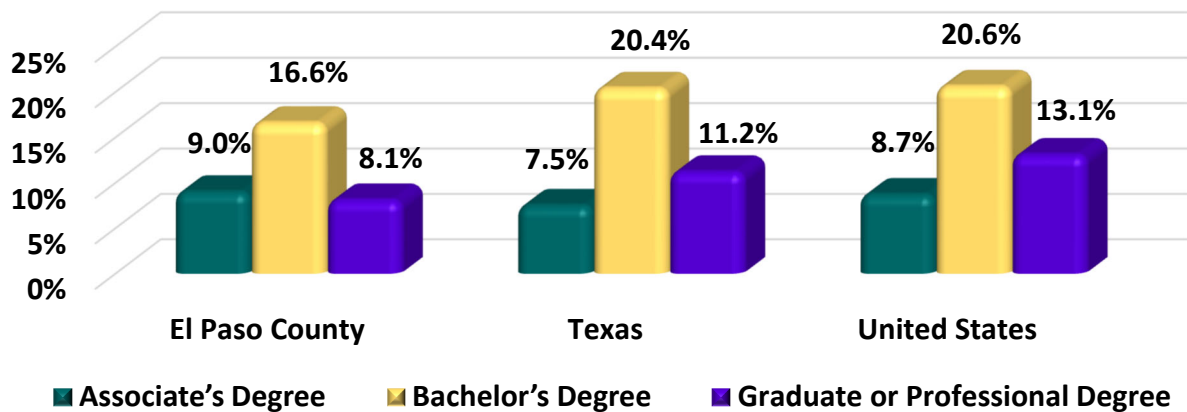
Source: U.S. Census Bureau, El Paso County, Texas, US Quickfacts 2022; ±2021, American Community Survey 5-Year Estimates *The data for 2017-2021 is the most recent available from the U.S. Census.

Highest Educational Attainment by Persons 25 Years and Older: 2017-2021

Attainments	El Paso County	Texas	United States
No. of Persons 25 Years and Older	530,711	18,619,469	225,152,317
Less than 9 th grade	11.9%	7.6%	4.8%
9 th to 12 th grade, No Diploma	8.3%	7.5%	6.3%
High School Graduates (includes equivalency)	23.8%	24.5%	26.5%
Some College, No Degree	22.3%	21.2%	20.0%
Associate's Degree	9.0%	7.5%	8.7%
Bachelor's Degree	16.6%	20.4%	20.6%
Graduate or Professional Degree	8.1%	11.2%	13.1%
Total High School or higher	79.8%	84.8%	88.9%
Total Bachelor's or higher	24.7%	31.5%	33.7%

Note: Percentages have been rounded to the nearest decimal place by the U.S. Census Bureau; therefore, totals may not sum exactly due to rounding.

Percent of Persons 25 and Older with an Associate's, Bachelor's, or Graduate/Professional Degree, 2017-2021



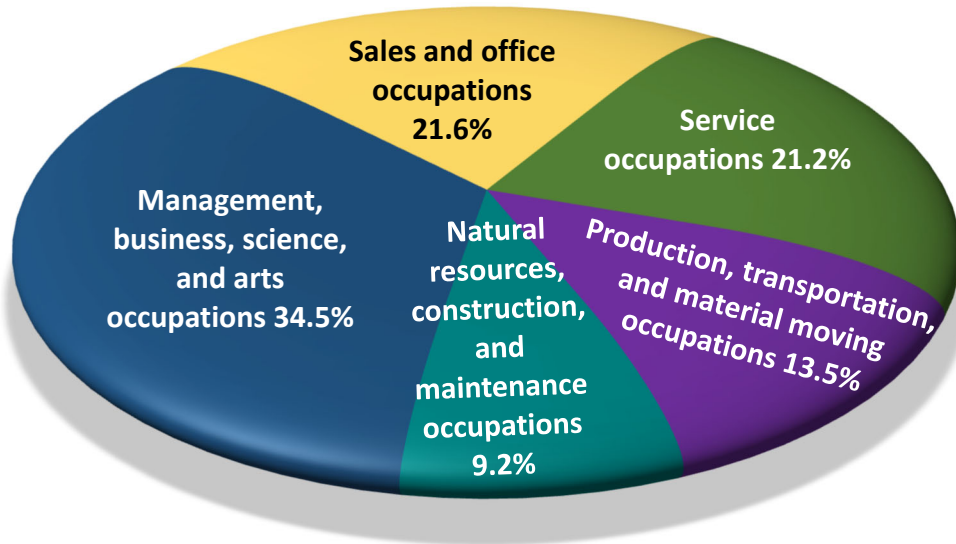
Source: U.S. Census Bureau, 2021, American Community Survey 5-Year Estimates; El Paso County Quickfacts 2022.



Photo by Fernie Garcia

EMPLOYMENT

Employed Civilians in El Paso County by Occupational Categories, 2017-2021



Occupational Category	Number	Percent
Civilian employed population, 16 years and over	365,373	100.0%
Management, business, science, and arts occupations	126,190	34.5%
Sales and office occupations	79,039	21.6%
Service occupations	77,378	21.2%
Production, transportation, and material moving occupations	49,170	13.5%
Natural resources, construction, and maintenance occupations	33,596	9.2%

Source: U.S. Census Bureau, 2021 American Community Survey 5-Year Estimates Data Profile (S2406), El Paso County, TX

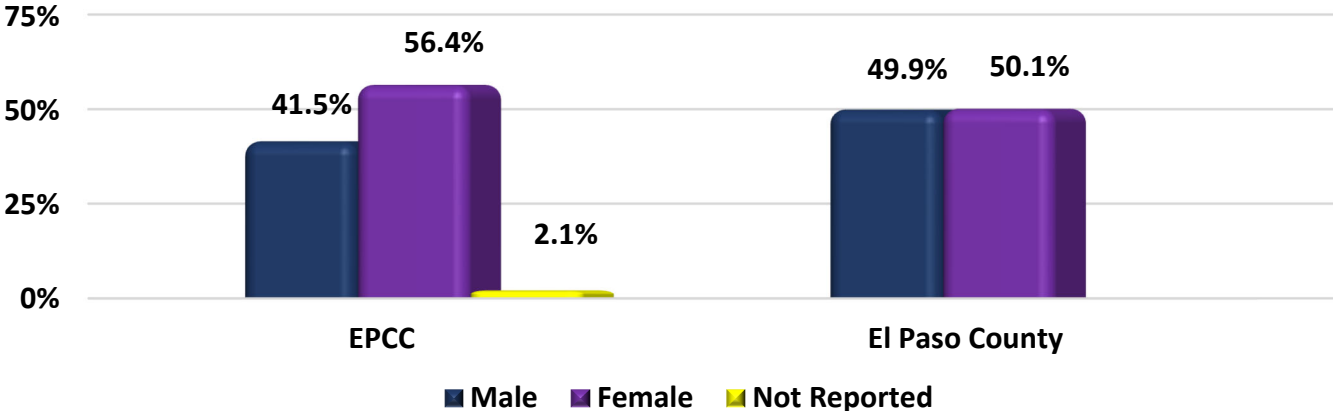


Photos by Fernie Garcia



Photo by Fernie Garcia

Community Demographics Reflected in EPCC Enrollment, Fall 2022



Source: U.S. Census Bureau, 2021 American Community Survey 5-Year Estimates; El Paso County Quickfacts 2022. EPCC Dashboards.

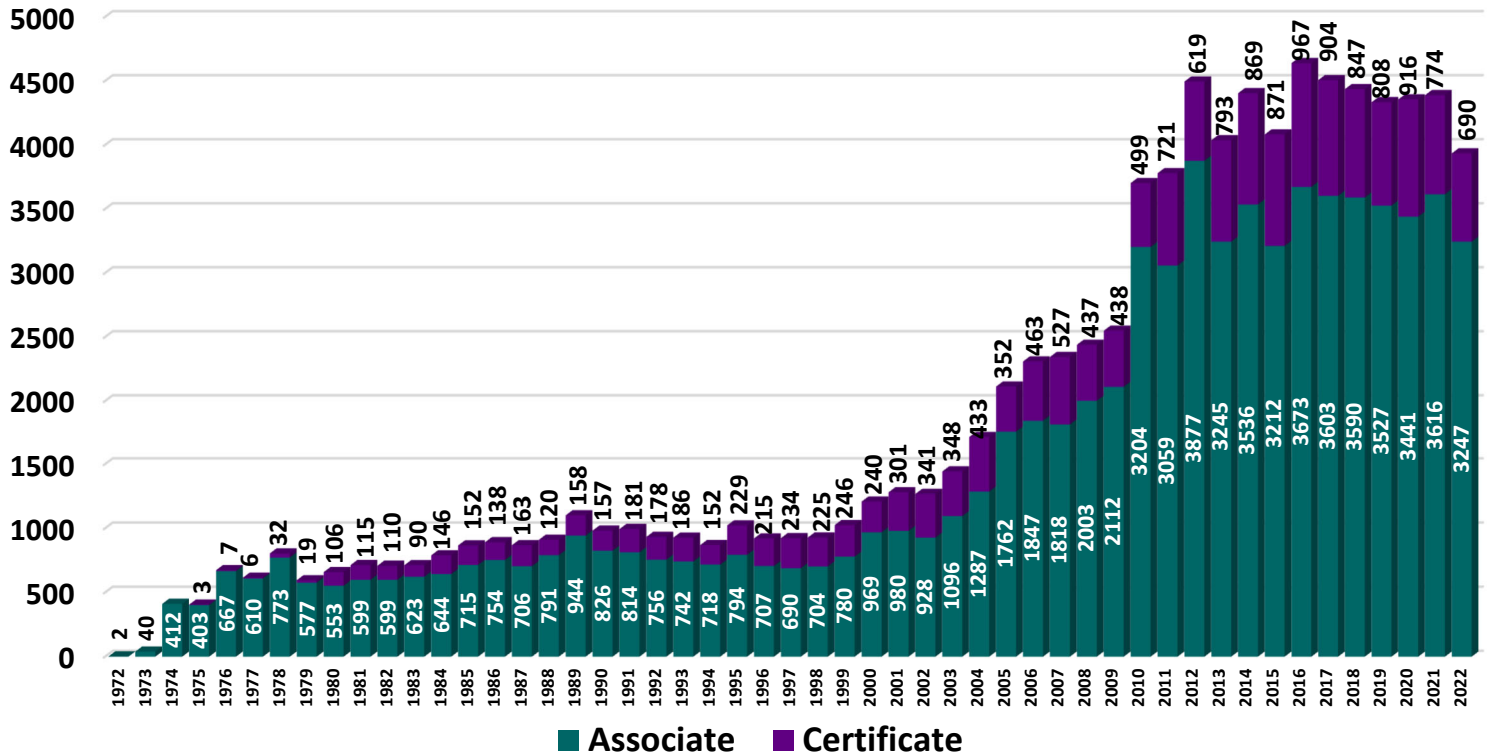


Photo by Fernie Garcia



CONTRIBUTING TO OUR COMMUNITY

Degrees and Certificates Awarded, 1972-2022



Note: Numbers listed on top (in black) are the number of Certificates awarded for an academic year. No certificates were awarded until 1975, therefore the numbers listed for 1972 and 1973 are for Associate's Degrees awarded.
Sources: Student Banner Files; EPPC Dashboards




Photos by Ingrid Leyva

Historical Tuition and Fees for El Paso Community College, 12 Credit Hours

Year	Tuition and Fees	
	Fall (In-State)	Fall (Out-of-State)
1971	\$88	\$560
1972	\$96	\$560
1973	\$97	\$560
1974	\$97	\$560
1975	\$97	\$560
1976	\$97	\$560
1977	\$98	\$482
1978	\$98	\$482
1979	\$98	\$482
1980	\$98	\$482
1981	\$124	\$482
1982	\$124	\$482
1983	\$124	\$482
1984	\$148	\$506
1985	\$224	\$766
1986	\$224	\$766
1987	\$224	\$766
1988	\$224	\$766
1989	\$224	\$766
1990	\$224	\$766
1991	\$279	\$790
1992	\$301	\$990
1993	\$323	\$1,090
1994	\$323	\$1,090
1995	\$380	\$1,225
1996	\$394	\$1,239

Year	Tuition and Fees	
	Fall (In-State)	Fall (Out-of-State)
1997	\$408	\$663
1998	\$411	\$666
1999	\$467	\$678
2000	\$479	\$690
2001	\$539	\$750
2002	\$589	\$800
2003	\$620	\$840
2004	\$632	\$852
2005	\$666	\$903
2006	\$710	\$982.50
2007	\$710	\$982.50
2008	\$710	\$982.50
2009	\$834	\$1,110
2010	\$834	\$1,110
2011	\$924	\$1,248
2012	\$972	\$1,812
2013	\$1,032	\$1,812
2014	\$1,032	\$1,812
2015	\$1,188	\$2,016
2016	\$1,368	\$2,256
2017	\$1,368	\$2,256
2018	\$1,500	\$2,424
2019	\$1,500	\$2,424
2020	\$1,632	\$2,652
2021	\$1,632	\$2,652
2022	\$1,632	\$2,652

Source: EPCC Catalogs 1971-1981; EPCC Credit Class Schedules, Fall 1981 – Fall 2018; <https://www.epcc.edu/Admissions/Tuition/non-resident-fees>, 2019-2022



Photos by Fernie Garcia

CREDIT STUDENT DEMOGRAPHICS

FALL 2022 DEMOGRAPHICS FOR ALL STUDENTS


Total Headcount (Unduplicated): 24,909

Full-Time: 7,015 (28.2%) Part-Time: 17,894 (71.8%)

Female: 14,044 (56.4%) Male: 10,347 (41.5%)

Undisclosed: 518 (2.1%)

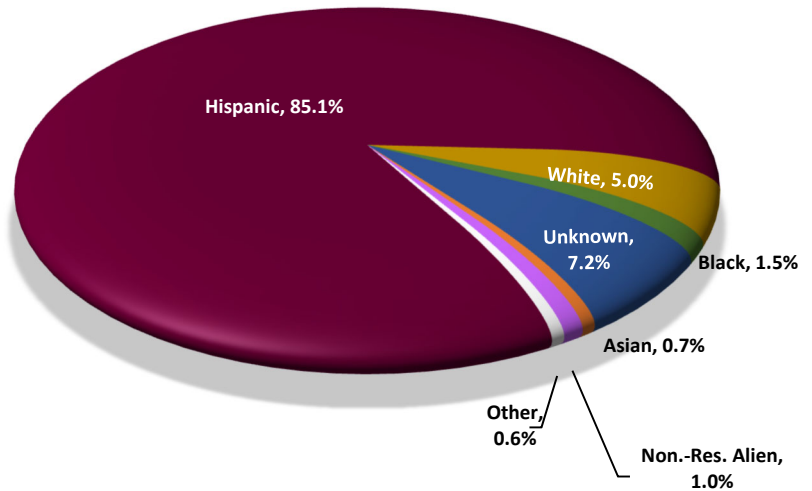
First Generation Students†: 4,732 (49%)



Median Age: 19

Average Age: 20

Mode (Most frequently found age): 16



Enrollment by Major Type

Academic Major Students: 20,347

Vocational/Technical Major Students: 4,421

Undeclared, Non-Degree Seeking Students: 141

Full-Time Equivalent (FTE) students*: 13,325

Number of Students Served by the Center for Students with Disabilities: 535

†A First-Generation Student is a student who is the first member of his or her immediate family to attend a college or university; neither of his or her biological or adoptive parents have ever attended a college or university. Percentage is calculated from those persons who self-reported being a first-generation student on an EPCC survey given biannually. (Source: THECB Glossary of Terms)

* FTEs are calculated by dividing total student credit hours by 15 (for the Fall term). ** "Other" category includes Native American, Pacific Islander, and persons with 2+ Races

Sources: Student Banner Files; EPCC Dashboards



Photos by Fernie Garcia


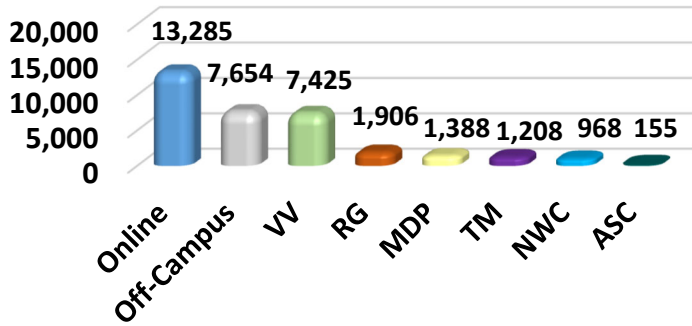


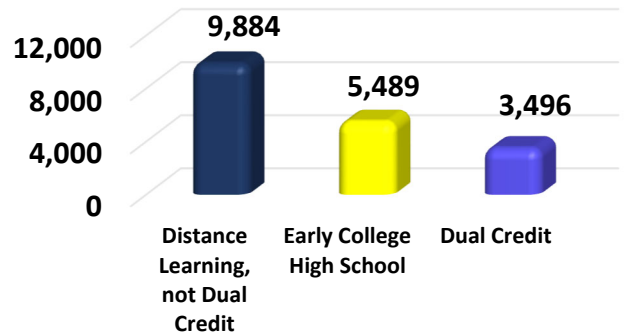
Photo by Ingrid Leyva

CREDIT ENROLLMENT

Enrollment of Students at Each Location, Fall 2022



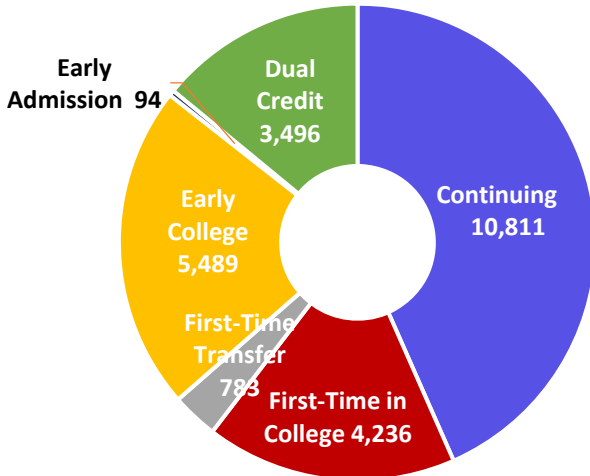
Dual Credit, Early College H.S., and Distance Learning Enrollments, Fall 2022



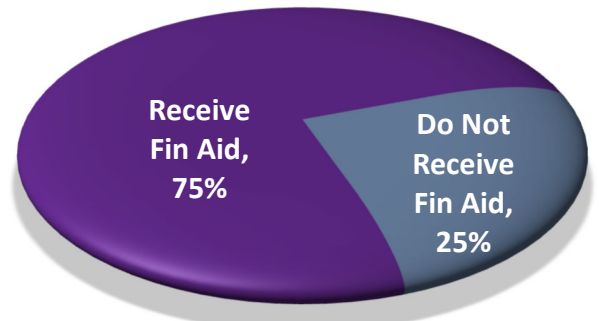
Note: Students are counted at each location they attend, therefore, enrollments can be duplicated. Sources: EPCC Dashboards; Banner Student Files

Sources: EPCC Dashboards; Banner Student Files

Enrollment by Student Type, Fall 2022



Enrollment by Students Receiving Any Financial Aid, Fall 2022



*Continuing students are those who are not new to EPCC, but are continuing their studies.

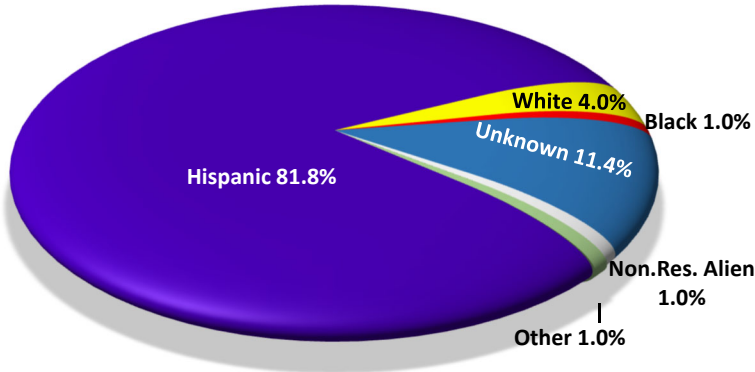
Note: Financial Aid includes grants, loans, work study, scholarships, exemptions and contracts, based on total enrollment.

Sources: EPCC Dashboards; Banner Student Files

FALL 2022 DEMOGRAPHICS FOR FIRST-TIME IN COLLEGE (FTIC) STUDENTS

First-Time in College Student: A student in his or her first semester of college attendance, who has never attended any college previously and is not a Dual Credit nor an Early College High School student.

First-Time in College by Ethnicity, Fall 2022



Total FTIC Headcount (Unduplicated): 4,244
 Full-Time: 2,458 (58%) Part-Time: 1,786 (42%)
 Female: 2,157 (51%) Male: 1,916(45%)
 Undisclosed: 171 (4%)

First Generation Students†: 50%

Average Age: 19

Median Age: 19

Mode (Most frequently found age): 18



N = 4,244

Full-Time Equivalent (FTE) students*: 2,908

Enrollment by Major Type

Academic Major Students: 3,353

Vocational/Technical Major Students: 889

Unknown: 2

Number of First-Time in College Students Served by the Center for Students with Disabilities: 170

†A First Generation Student is a student who is the first member of his or her immediate family to attend a college or university; neither of his or her biological or adoptive parents have ever attended a college or university. (Source: THECB Glossary of Terms)

* FTEs are calculated by dividing total student credit hours by 15 (for the Fall term).

** "Other" category includes Native American, Asian, Pacific Islander, and persons with 2+ Races



Photos by Fernie Garcia

FIRST-TIME IN COLLEGE STUDENTS BY HIGH SCHOOL

Total First-Time in College Students by Last High School Attended, Fall 2022

High School	High School Grads No.	High School Grads Percent	High School	High School Grads No.	High School Grads Percent	High School	High School Grads No.	High School Grads Percent
Canutillo Independent School District			Gadsden Independent School District			Socorro Independent School District		
Canutillo	72	2.1%	All High Schools	9	0.3%	Americas	133	4.0%
Total	72	2.1%	Total	9	0.3%	Eastlake	178	5.3%
Clint Independent School District			Local Area Independent School Districts			El Dorado		
Clint	45	1.3%	Fabens	20	0.6%	Montwood	179	5.3%
Horizon	125	3.7%	San Elizario	77	2.3%	Pebble Hills	144	4.3%
Mountain View	53	1.6%	Tornillo	16	0.5%	Socorro	133	4.0%
Total	223	6.7%	All Other Local ISDs with <10 Grads Attending EPCC	16	0.7%	All Other HS with <10 Grads Attending EPCC	8	0.2%
El Paso Independent School District			Total	129	3.8%	Total	903	26.9%
Andress	72	2.1%	Miscellaneous*			Ysleta Independent School District		
Austin	55	1.6%	All Miscellaneous with <10 Grads Attending EPCC	6	0.2%	Bel Air	154	4.6%
Bowie	107	3.2%	Total	6	0.2%	Del Valle	144	4.3%
Burges	82	2.4%	No ISD			Eastwood	119	3.5%
Chapin	63	1.9%	All Home Schooled	10	0.3%	Hanks	96	2.9%
Coronado	107	3.2%	Total	10	0.3%	Parkland	84	2.5%
El Paso	107	3.2%	Other High Schools			Plato Academy	14	0.4%
Franklin	112	3.3%	Other U.S. High Schools	54	1.6%	Riverside	68	2.0%
Irvin	51	1.5%	Mexico High Schools	130	3.9%	Ysleta	113	3.4%
Jefferson	61	1.8%	Total	184	5.5%	All Other HS with <10 Grads Attending EPCC	4	0.1%
Silva Magnet	31	0.9%	Private High Schools			Total	796	23.7%
All Other HS with <10 Grads Attending EPCC	5	0.1%	All Private Schools with <10 Grads Attending EPCC	26	0.8%	Early College High Schools		
Total	853	25.4%	Total	26	0.8%	Mission ECHS	14	0.4%
			Public Charter			Parkland ECHS	13	0.4%
			All Public Charter with <10 Grads Attending EPCC	50	1.5%	Socorro ECHS	11	0.3%
			Total	50	1.5%	Trailblazers ECHS	10	0.3%
						All Other ECHS with <10 Grads Attending EPCC	44	1.3%
						Total	92	2.7%

*Notes: * Miscellaneous includes Job Corps, Grads from Other Countries (excluding Mexico)
 **Percentages may not add to 100% due to rounding

Total First-Time in College Students Enrolled in Fall 2022 with a Reported High School: 3,353 (100%)

Sources: Student Banner Files; EPCC Dashboards

Photos by
Ingrid Leyva
and
Fernie Garcia

Photo on
final page by
Fernie Garcia



FIRST-TIME IN COLLEGE STUDENTS RETENTION AND PERSISTENCE

Total First Time in College Students in Fall 2021: 3,692

Total Fall 2022 Retention: 2,135 (58%)

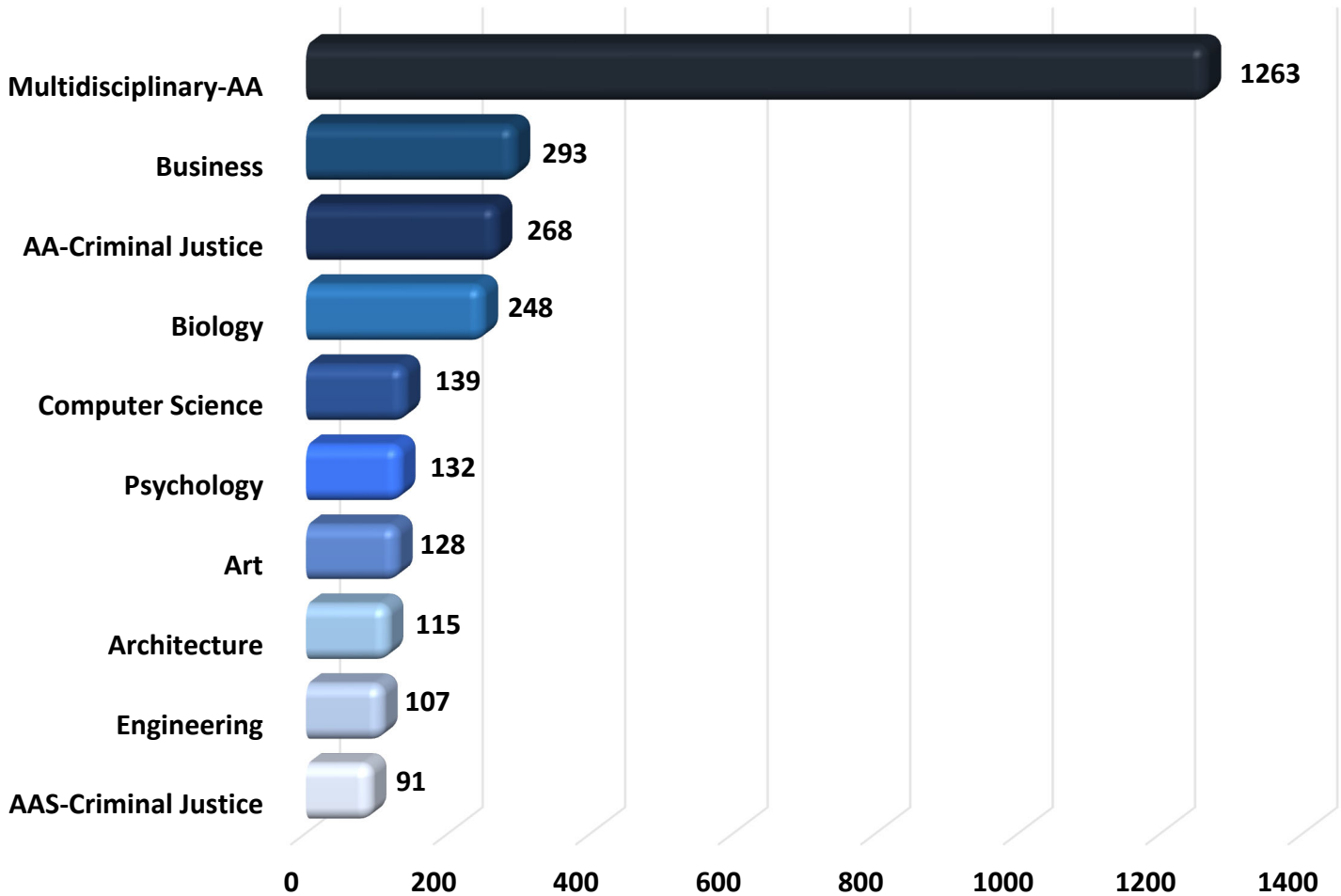


Total First-Time in College Students in Fall 2022: 4,244

Total Spring 2023 Persistence: 3,110 (73%)

Sources: Student Banner Files; EPCC Dashboards

Top 10 Majors of First-Time in College Students, Fall 2022



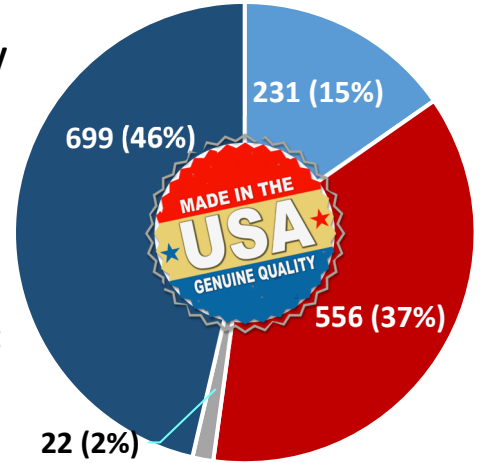
Source: EPCC Student Banner Files, EPCC Dashboards

MILITARY AFFILIATED STUDENTS

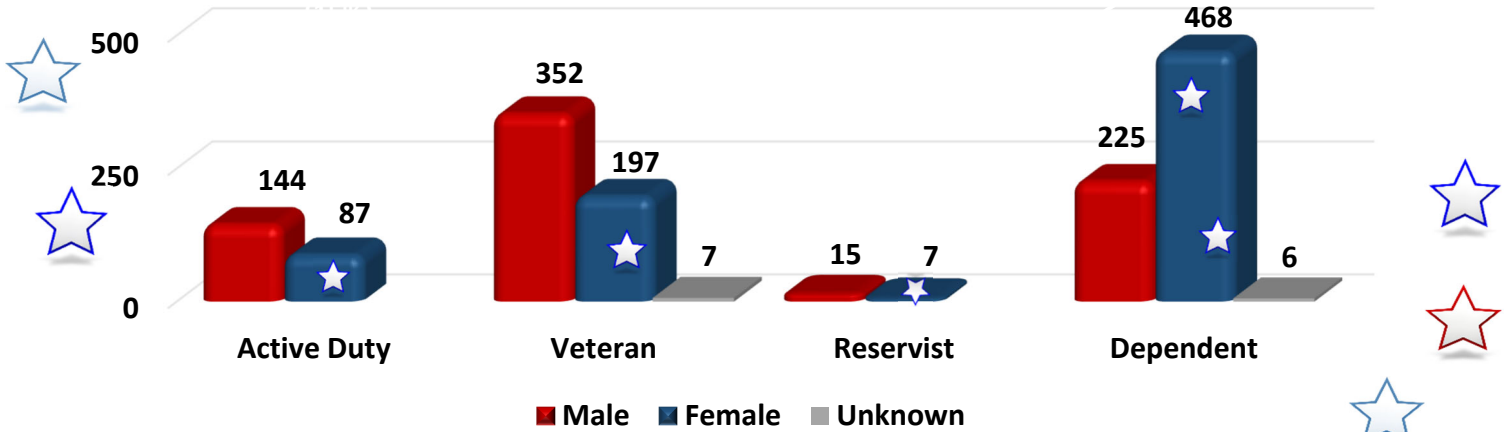
Military Affiliated Student Enrollment, Fall 2022



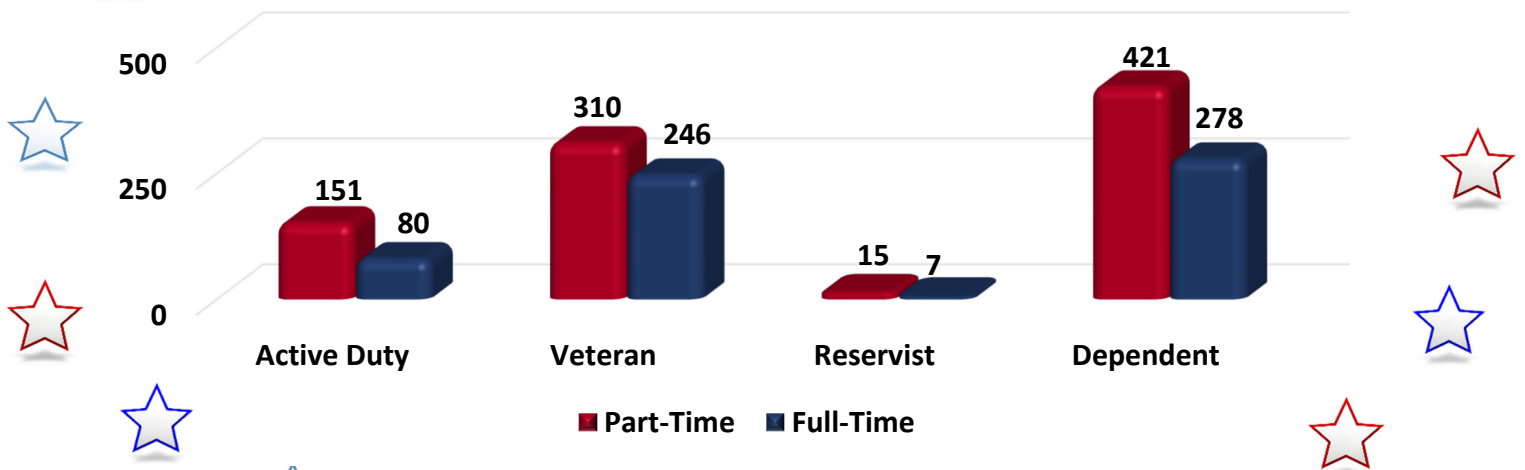
- Active Duty
- Veteran
- Reservist
- Dependent



Enrollment of Military Affiliated Students, by Gender, Fall 2022



Enrollment of Military Affiliated Students by Full and Part-Time Status, Fall 2022

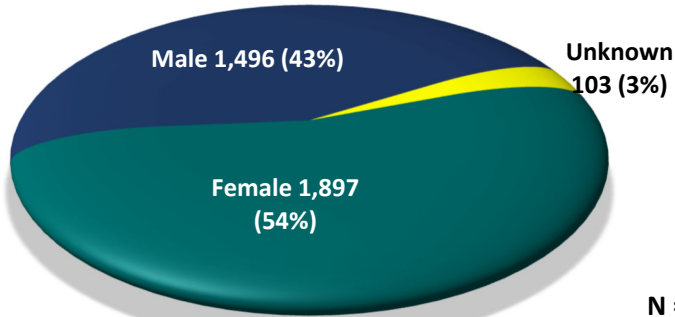


Source: EPCC Student Banner Files, EPCC Dashboards

DUAL CREDIT

Dual Credit: a system in which an eligible high school student successfully completes a college course(s) that is paired to a high school course required for graduation and receives credit for the course on both the college and the high school transcripts (TEC §28.009) *Source: Texas Education Agency*

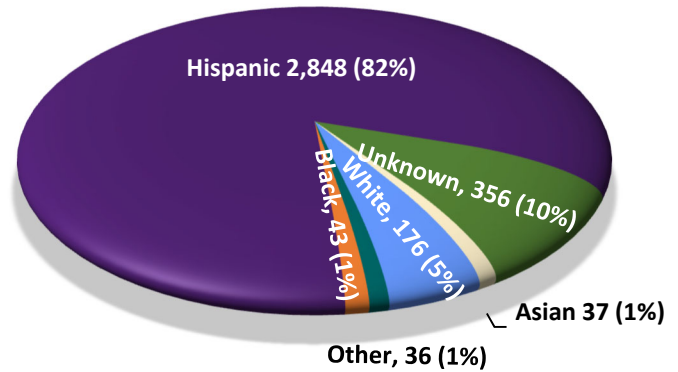
Dual Credit Enrollment by Gender, Fall 2022



N = 3,496

Sources: Student Banner Files; EPCCC Dashboards

Dual Credit Enrollment by Ethnicity, Fall 2022

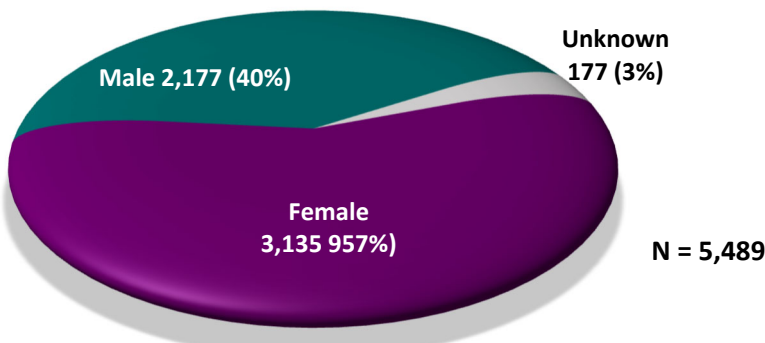


"Other" category includes Native American, Pacific Islanders, Persons with 2 or More Races, and Non-Residents.

EARLY COLLEGE HIGH SCHOOL

Early College High School: open-enrollment high schools that allow students least likely to attend college an opportunity to receive both a high school diploma and either an associate degree or at least 60 credit hours toward a baccalaureate degree. *Source: Texas Education Agency*

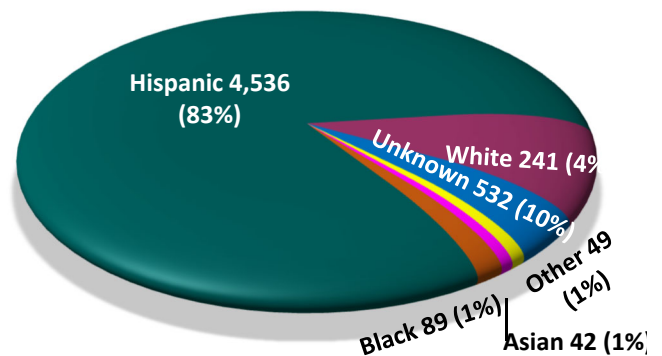
Early College High School Enrollment by Gender, Fall 2022



N = 5,489

Sources: Student Banner Files; EPCCC Dashboards

Early College High School Enrollment, by Ethnicity, Fall 2022



"Other" category includes Native American, Pacific Islanders, Persons with 2 or More Races, and Non-Residents.



Photos by Fernie Garcia

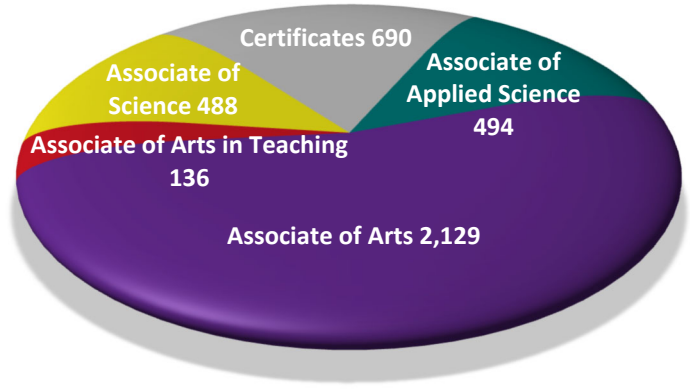




Sources: EPCC Student Banner Files; EPCC Office of the Dean Dual Credit & ECHS-Instruction



Total Degrees by Award Type, 2021-2022



N=3,937

Sources: Student Banner Files; EPCC Dashboards

Total Reverse Transfer Graduates for 2021-2022: 88
Colleges Attended by Reverse Transfer Graduates during 2021-2022








Source: EPCC Student Banner Files, EPCC Dashboards

**EPCC is the
 Best Place
 to Start
 And Finish!**



Photo by Fernie Garcia

GRADUATES BY DISCIPLINE AND DEGREE TYPE

Graduates by Program and Degree Type, Academic Year 2021-2022

Program	Associate of Arts	Associate of Applied Science	Associate of Arts in Teaching	Associate of Science	Certificates	Total Awards
Accounting		3				3
Administrative Medical Asst.					11	11
Advertising Graphics and Design		19			23	42
Advert and Public Relations	8					8
Architecture				42		42
Art	28					28
Associate of Arts	1					1
Automotive Technology		19			48	67
Biology				130		130
Business Management		11				11
Business Management - Office Administration		5				5
Business Management - Office Asst.					5	5
Business Management – Real Estate		2			5	7
Business Management – Small Business Mgmt					11	11
Business	256					256
Chemistry				9		9
Child Development-Teaching		20				20
Cisco Networking Training					3	3
Civil Engineering				22		22
CNC Machinist					6	6
Computer Programming		5				5
Computer Science	52					52
Computer Support Technician A+					18	18
Computerized Accounting Applications					5	5
Construction Specialization					4	4
Cosmetology					27	27
Criminal Justice	195	8			7	210
Culinary Arts		11			11	22
Culinary Arts and Related Sciences-Pastry		8			9	17
Culinary Arts and Sciences -Restaurant Mgmt.		3			3	6

Source: Student Banner files; EPCC Dashboards

Graduates by Program and Degree Type, Academic Year 2021-2022 (Continued)

Program	Associate of Arts	Associate of Applied Science	Associate of Arts in Teaching	Associate of Science	Certificates	Total Awards
Cybersecurity		12				12
Dance	7					7
Dental Assisting		7			6	13
Dental Hygiene		11				11
Diagnostic Medical Sonography		11			11	22
Diesel Mechanics					4	4
Diesel Mechanic Assistant					4	4
Diesel Technology		4				4
Drafting and Design Technology		5				5
Drivability Technician					4	4
Drug/Alcohol Abuse Counseling					6	6
EC-6, 4-8, EC-12, Special Education			136			136
Electrical and Computer Engineering Principles				22		22
Electrical Engineering				4		4
Electrical Technology					27	27
Emergency Medical Services – Basic Cert.					1	1
Emergency Medical Services - Paramedic		11			18	29
Emergency Medical Technician Advanced					7	7
Emergency Medical Technician					6	6
English	19					19
Entry-Level Computer Programming					5	5
Fashion Technology – Design		5				5
Fashion Technology – Merchandising		1				1
Firefighter - Basic		14				14
Fire Science		2				2
Fire Technology Basic Firefighter Certificate					12	12
Fundamentals of Vocational Nursing					26	26

Source: Student Banner files; EPCC Dashboards

Graduates by Program and Degree Type, Academic Year 2021-2022 (Continued)

Program	Associate of Arts	Associate of Applied Science	Associate of Arts in Teaching	Associate of Science	Certificates	Total Awards
Geological Sciences				2		2
Health Information Management		5				5
Heating, Vent., & Air Cond.		10			13	23
Homeland Security		9				9
Hospitality Operations		2				2
Hospitality Operations Front Desk Oper Cert					2	2
Industrial & Systems Engineering				5		5
Industrial Engineering				2		2
Industrial Maintenance		1				1
Industrial Maintenance Robotic and Auto Adv. Technology					1	1
Industrial Patternmaking					5	5
Infants and Toddlers					8	8
Info Assu/Sec		1				1
Information Networking		9				9
Interior Design Technology		4				4
Journal and Mass Comm	10					10
Kinesiology	61					61
Law Enforcement					8	8
Machine Shorthand Scopist					3	3
Massage Therapy (CE)					32	32
Materials Engineering				3		3
Mathematics				11		11
Mechanic Technician					2	2
Mechanical Engineering				48		48
Mechanical Specialization					4	4
Medical Assisting Techn.		14			15	29

Source: Student Banner files; EPCC Dashboards




Photos by Fernie Garcia

Graduates by Program and Degree Type, Academic Year 2021-2022 (Continued)

Program	Associate of Arts	Associate of Applied Science	Associate of Arts in Teaching	Associate of Science	Certificates	Total Awards
Med. Imaging Tech. - Radiography		11				11
Medical Laboratory Tech.		8				8
Multidisciplinary Studies	1,259					1,259
Multidisciplinary Studies in Science				141		141
Music	5					5
Nail Technology (CE)					8	8
Nursing		95			95	190
Nursing – LVN to RN Transition		41				41
Paralegal		9			12	21
Personal Design					4	4
Pharmacy Technology		6			18	24
Philosophy	6					6
Photovoltaic Installers					2	2
Physical Education				1		1
Physical Therapist Assistant		12				12
Physics				5		5
Pre-Physical Therapy				1		1
Psychology	147			40		187
Radio and TV Broadcast	38					38
Renewable Energy Technology Systems		2			2	4
Residential HVAC Technician					9	9
Respiratory Care Technology		15				15
Sign Language/ Interpreter Preparation		6			15	21
Social Work		24				24
Surgical Technology		9				9

Source: Student Banner files; EPCC Dashboards

Photos
by
Fernie
Garcia



Graduates by Program and Degree Type, Academic Year 2021-2022 (Continued)

Program	Associate of Arts	Associate of Applied Science	Associate of Arts in Teaching	Associate of Science	Certificates	Total Awards
Teacher Education (All Grade Levels)	32					32
Teacher Assistant					21	21
Theater	5					5
Travel and Tourism		4				4
Travel Counselor/Airline Reservationist					4	4
Vocational Nursing					41	41
Welding					33	33
Total Credit Graduates	2129	494	136	488	690	3937

Source: Student Banner files; EPCC Dashboards



Photo by Fernie Garcia

***EPCC is the Best Place
to Start and Finish!***

**As of Fall 2022, more than 95,000
degrees and certificates have
been awarded to EPCC students.**




Photo by EPCC TV

STATE REPORTED GRADUATION RATES

Texas Higher Education Coordinating Board: 2021 Graduation Rates within 3, 4 and 6 Years, by Full and Part-Time Status

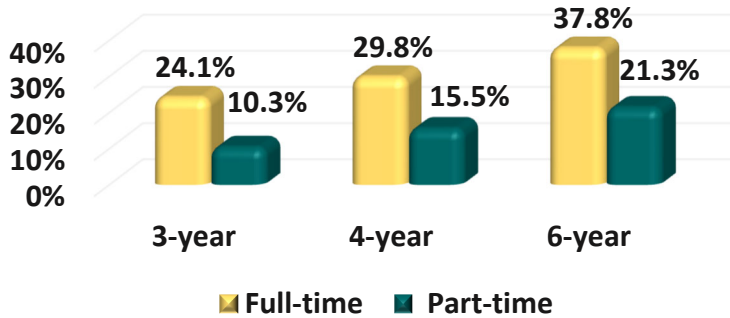


Photo by Christy Frescas

Source: Texas Higher Education Coordinating Board, 2021 Texas Higher Education Almanac
Note: the 2021 data is the most current available as of June 2023.

STATE REPORTED LICENSURE RATES

2021-2022 Annual Licensure Report, Based on Program-Level Reporting

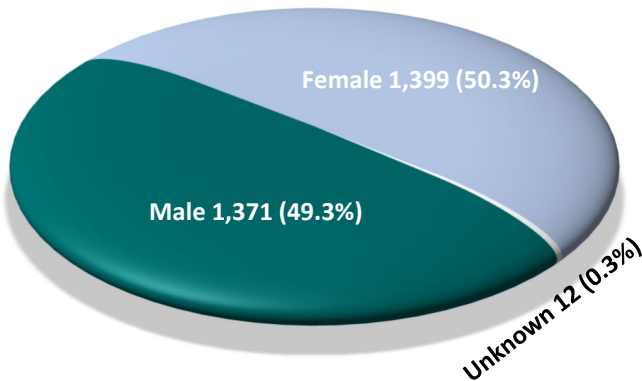
Major	Tested	Passed	%
Clinical/Medical Laboratory Technician	7	7	100%
Cosmetology/Cosmetologist, General	21	21	100%
Court Reporting and Captioning/Court Reporter	4	2	50%
Criminal Justice/Police Science	27	27	100%
Dental Assisting/Assistant	12	12	100%
Dental Hygiene/Hygienist	20	20	100%
Diagnostic Medical Sonography/Sonographer and Ultrasound Technician	24	22	92%
Diesel Mechanics Technology/Technician	6	6	100%
Emergency Medical Technology/Technician (EMT Paramedic)	127	67	60%
Fire Science/Fire-Fighting	26	15	58%
Health Information/Medical Records Technology/Technician	3	2	67%
Heating, Air Conditioning, Ventilation and Refrigeration Maintenance Tech.	38	31	82%
Licensed Practical/Vocational Nurse Training	36	34	94%
Massage Therapy/Therapeutic Massage	19	19	100%
Medical/Clinical Assistant	16	13	81%
Nail Technician/Specialist and Manicurist	17	17	100%
Pharmacy Technician/Assistant	21	20	95%
Physical Therapist Assistant	13	10	77%
Radiologic Technology/Science - Radiographer	10	10	100%
Real Estate	9	7	78%
Registered Nursing/Registered Nurse	128	113	88%
Respiratory Care Therapy/Therapist	20	16	80%
Sign Language Interpretation and Translation	6	2	33%

2021-2022 Annual Licensure Report, Based on Program-Level Reporting (Continued)

Surgical Technology/Technologist	9	7	78%
System, Networking, LAN/WAN Management/Manager	N/A	N/A	N/A
Welding Technology/Welder	27	22	81%

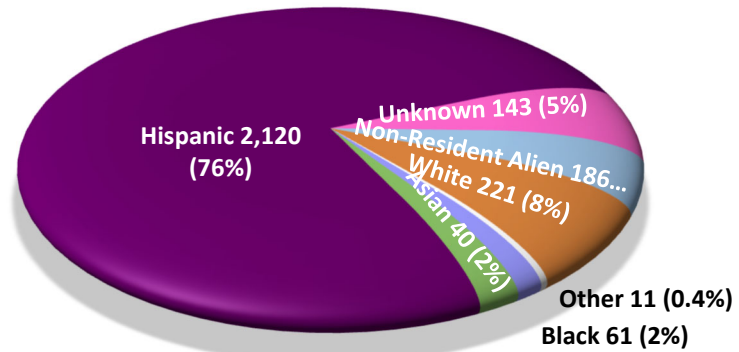
CONTINUING EDUCATION STUDENTS

Continuing Education Enrollment by Gender, Quarter 1, Fall 2022



Source: EPCC Student Banner Files

Continuing Education Enrollment by Ethnicity, Quarter 1, Fall 2022

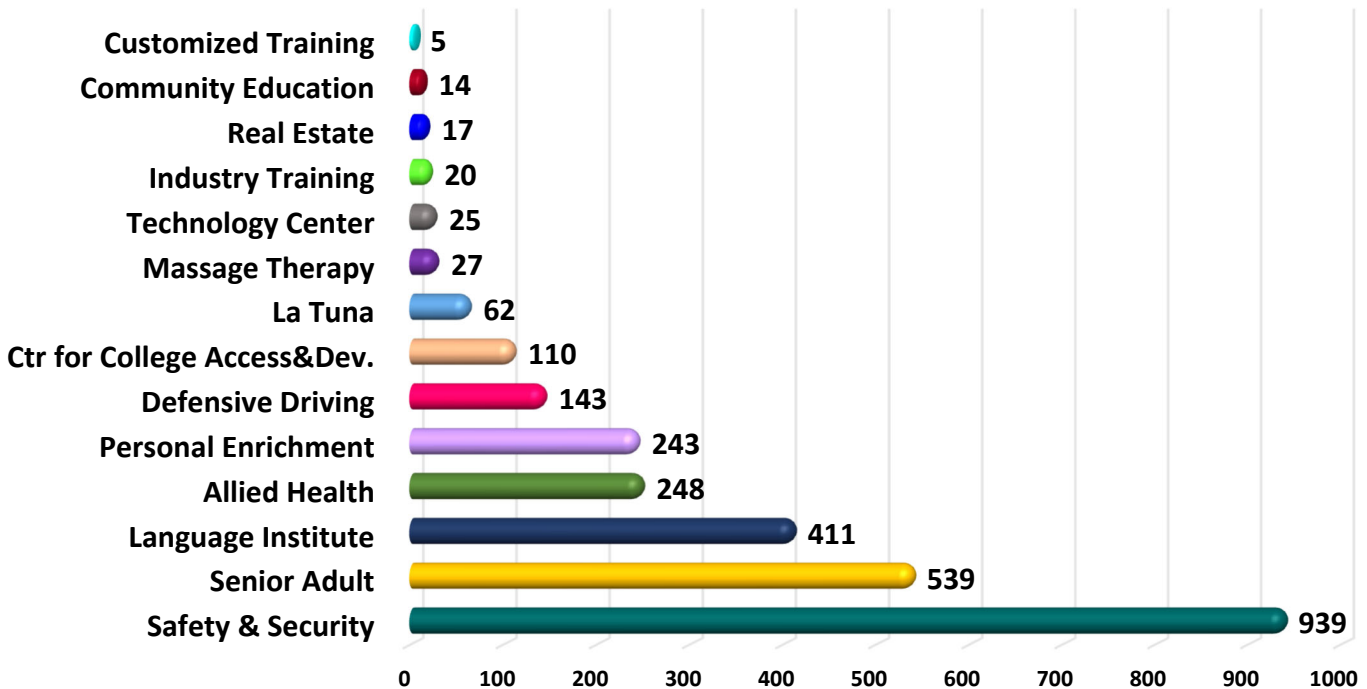


"Other" category includes Native American, Pacific Islander, and students with 2+ ethnicities.

Source: EPCC Student Banner Files

N=2,782

Enrollments in Continuing Education Disciplines, Quarter 1, Fall 2022



Note: The enrollment numbers are duplicated as students may enroll in more than one discipline in Continuing Education. Students are counted in each discipline in which they are enrolled. Source: EPCCD Student Banner Files

GLOSSARY

Cohort: A group of individuals who meet a set of criteria (e.g., a group of students who register during the same semester or begin attending college for the first time at the same time).

Developmental Student: A student who takes a developmental course during his or her first semester in college (State definition). This designation is permanent with respect to the student's State record.

Face-to-Face Course: The traditional delivery method in which a course is taught in a face-to-face setting with an instructor.

Fall-to-Fall Retention: The percentage or number of students who register in the fall semester during a specified period of time and who register again the following fall semester.

Fall-to-Spring Persistence: The percentage or number of students who register in the fall semester during a specified period of time and who register again the following spring semester.

First-Time In College (FTIC) Student: A student in his or her first semester of college attendance, who has never attended any college previously.

Full-Time Equivalent (FTE): The total number of student credit hours divided by 15 for the Fall term (or for one semester only) and is divided by 30 for the entire academic or fiscal year.

Full-Time Student: Any student who is registered for 12 or more credit hours during any semester.

Internet Course: A type of delivery method in which a course is taught online and allows students access to course materials 24 hours a day. Faculty post materials, instructions, readings and assignments online for students to complete on their own or in a group.

Part-Time Student: Any student who is registered for 11 credit hours or less during any semester.

Texas Higher Education Coordinating Board (THECB): This agency was created by the Texas Legislature and provides leadership and coordination for the Texas higher education system and works with the legislature, governor, governing boards, higher education institutions and other entities to help promote access to quality higher education across Texas.

Unduplicated Enrollment: The number of students registered during a specified period of time.

V2022: aka Vintage Year 2022. The final year of data produced in a time series of estimates of population that begins with the most recent decennial U.S. Census data and extends to the "Vintage Year." V2022 is the most current year of population estimates available as of July 1, 2023.



Photos by Fernie Garcia, Ingrid Leyva



Produced by the Office of Institutional Planning

and the Office of Institutional Research

Fall 2022

